



RANDALL COUNTY TREASURER REPORT

For November 2014

Currency & Investments

Commissioners' Court
Randall County Treasurer
Glenna Canada
Court date - December 23, 2014

Enclosed are:

Amarillo National Bank Clearing Account – Page 1

Cash Receipts – Page 2

Tex Pool Accounts – Page 3

Investment Accounts – Page 4

Investment Overview – Page 5

ANB Amarillo Economic Analysis – Page 6

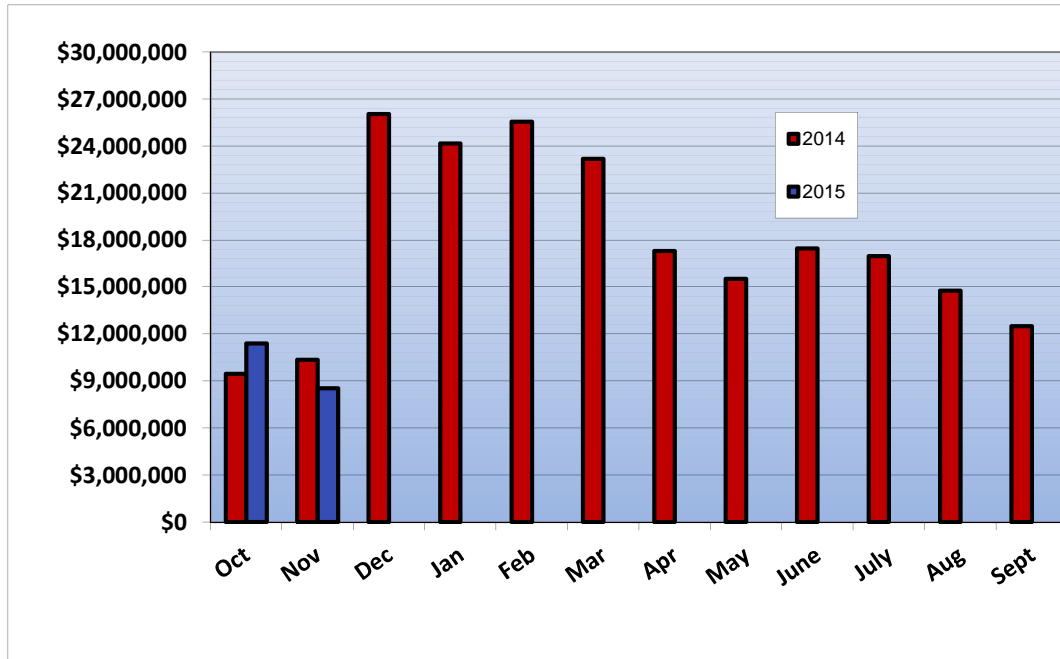
Glenna Canada

Information is operational data as of November 30, 2014



Amarillo National Bank Clearing Account

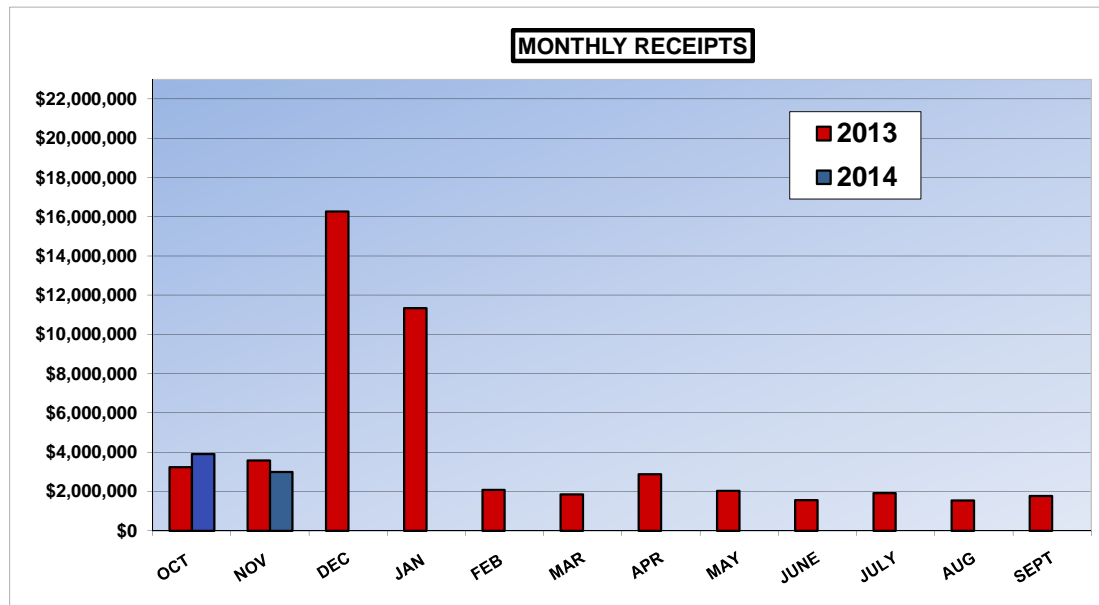
	Opening	Deposits	Withdrawals	Closing
Oct 2013	\$10,238,720	\$4,021,220	\$4,800,604	\$9,459,336
Nov 2013	\$9,459,336	\$4,737,316	\$3,836,564	\$10,360,088
Dec 2013	\$10,360,088	\$19,837,858	\$4,153,301	\$26,044,645
Jan 2014	\$26,044,645	\$10,872,227	\$12,748,836	\$24,168,035
Feb 2014	\$24,168,035	\$5,650,571	\$4,269,186	\$25,549,420
Mar 2014	\$25,549,420	\$2,067,303	\$4,426,620	\$23,190,103
Apr 2014	\$23,190,103	\$8,000,836	\$13,880,853	\$17,310,087
May 2014	\$17,310,087	\$1,719,025	\$3,492,206	\$15,536,906
June 2014	\$15,536,906	\$5,460,698	\$3,529,740	\$17,467,865
July 2014	\$17,467,865	\$6,726,718	\$7,212,083	\$16,982,500
Aug 2014	\$16,982,500	\$1,387,929	\$3,589,865	\$14,780,565
Sep 2014	\$14,780,565	\$1,739,298	\$4,018,140	\$12,501,723
Oct 2014	\$12,501,723	\$8,241,913	\$9,335,182	\$11,408,454
Nov 2014	\$11,408,454	\$2,617,194	\$5,484,002	\$8,541,646
Dec 2014				
Jan 2015				
Feb 2015				
Mar 2015				
Apr 2015				
May 2015				
June 2015				
July 2015				
Aug 2015				
Sep 2015				





CASH RECEIPTS FOR 2014 - 2015

MONTH	AD VALOREM TAX	TAX OFFICE (OTHER)	ASSISTANCE DISTRICT 1	OTHER STATE REV	COUNTY CLERK	DISTRICT CLERK	JP #1	JP #4	SHERIFF	DISTRICT ATTORNEY	YOUTH CENTER/ NEXT STEP	JUVENILE PROBATION	OTHER RECEIPTS	MONTHLY RECEIPT TOTAL
Oct 2014	\$1,816,802	\$514,046	\$53,471	\$115,170	\$154,670	\$118,951	\$58,478	\$40,339	\$296,740	\$33,939	\$380,175	\$247,744	\$82,033	\$3,912,557
Nov 2014	\$1,497,870	\$332,448	\$57,713	\$86,847	\$118,838	\$103,407	\$51,531	\$39,036	\$318,958	\$22,343	\$152,025	\$95,735	\$113,609	\$2,990,361
Dec 2014														\$0
Jan 2015														\$0
Feb 2015														\$0
Mar 2015														\$0
Apr 2015														\$0
May 2015														\$0
Jun 2015														\$0
July 2015														\$0
Aug 2015														\$0
Sep 2015														\$0
TOTAL	\$3,314,672	\$846,494	\$111,184	\$202,017	\$273,508	\$222,358	\$110,009	\$79,375	\$615,698	\$56,282	\$532,200	\$343,480	\$195,642	\$6,902,918





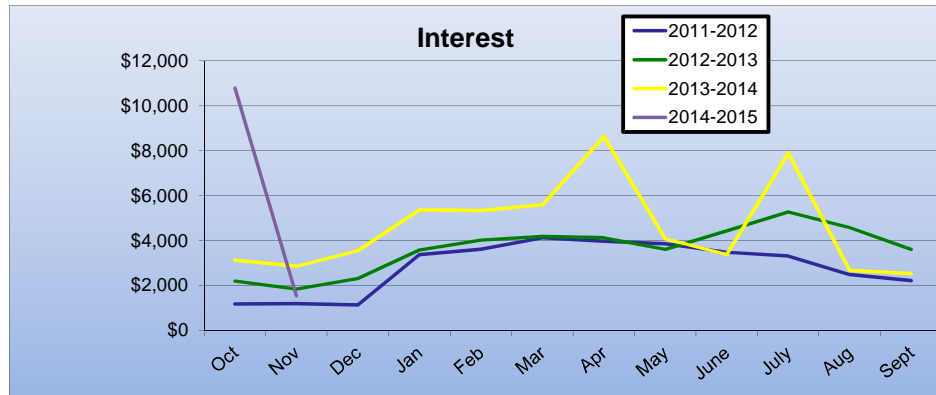
TEX POOL INVESTMENT ACCOUNTS

Month	Clearing		Juvenile	
	Account	Interest	Probation Fund	Interest
Oct 2011	\$9,789,421	\$743	\$1,294,736	\$92
Nov 2011	\$9,790,290	\$869	\$1,294,851	\$115
Dec 2011	\$9,790,963	\$673	\$1,294,940	\$89
Jan 2012	\$9,791,690	\$727	\$1,295,037	\$96
Feb 2012	\$9,792,393	\$702	\$1,295,129	\$93
Mar 2012	\$9,793,349	\$955	\$1,295,256	\$127
Apr 2012	\$9,794,243	\$894	\$1,295,374	\$118
May 2012	\$9,795,279	\$1,036	\$1,295,511	\$137
June 2012	\$9,796,402	\$1,123	\$1,295,660	\$149
July 2012	\$9,797,498	\$1,095	\$1,295,805	\$145
Aug 2012	\$9,798,590	\$1,093	\$1,295,949	\$145
Sept 2012	\$9,799,856	\$1,266	\$1,296,117	\$167
Oct 2012	\$9,801,235	\$1,379	\$1,296,299	\$182
Nov 2012	\$9,802,495	\$1,260	\$1,046,440	\$141
Dec 2012	\$9,803,749	\$1,254	\$1,046,574	\$134
Jan 2013	\$9,804,570	\$821	\$1,046,662	\$88
Feb 2013	\$9,805,273	\$703	\$1,046,737	\$75
Mar 2013	\$9,806,145	\$872	\$1,046,830	\$93
Apr 2013	\$9,806,969	\$824	\$1,046,918	\$88
May 2013	\$9,807,564	\$596	\$1,046,981	\$64
June 2013	\$2,807,815	\$251	\$1,047,031	\$50
July 2013	\$807,933	\$118	\$1,047,078	\$47
Aug 2013	\$807,963	\$30	\$1,047,117	\$39
Sept 2013	\$807,989	\$26	\$1,047,151	\$34
Oct 2013	\$808,023	\$34	\$100,015	\$15
Nov 2013	\$808,054	\$30	\$100,018	\$4
Dec 2013	\$808,079	\$26	\$100,021	\$3
Jan 2014	\$808,097	\$19	\$100,024	\$2
Feb 2014	\$808,115	\$18	\$100,026	\$2
Mar 2014	\$808,135	\$21	\$100,029	\$3
Apr 2014	\$808,158	\$22	\$100,031	\$3
May 2014	\$808,174	\$17	\$100,033	\$2
June 2014	\$808,193	\$19	\$100,036	\$2
July 2014	\$808,215	\$21	\$100,038	\$3
Aug 2014	\$808,239	\$24	\$100,041	\$3
Sept 2014	\$808,261	\$22	\$100,044	\$3
Oct 2014	\$808,280	\$18	\$100,046	\$2
Nov 2014	\$808,298	\$19	\$100,049	\$2
Dec 2014				
Jan 2015				
Feb 2015				
Mar 2015				
Apr 2015				
May 2015				
June 2015				
July 2015				
Aug 2015				
Sept 2015				



INVESTMENT ACCOUNTS

End Month	Tex Pool Clearing	Interest	ANB Clearing	Interest	ANB CD's	Interest	Total Interest	Interest To Date
Oct 2013	\$808,023	\$34	\$9,459,336	\$1,726	\$4,000,000	\$1,359	\$3,120	\$3,120
Nov 2013	\$808,054	\$30	\$10,360,088	\$1,508	\$4,000,000	\$1,315	\$2,852	\$5,972
Dec 2013	\$808,079	\$26	\$26,044,645	\$2,161	\$4,000,000	\$1,359	\$3,546	\$9,518
Jan 2014	\$808,097	\$19	\$24,168,035	\$3,987	\$9,000,000	\$1,359	\$5,365	\$14,882
Feb 2014	\$808,115	\$18	\$25,549,420	\$4,087	\$9,000,000	\$1,228	\$5,332	\$20,215
Mar 2014	\$808,135	\$21	\$23,190,103	\$4,207	\$9,000,000	\$1,359	\$5,586	\$25,801
Apr 2014	\$808,158	\$22	\$17,310,087	\$2,945	\$14,000,000	\$5,680	\$8,647	\$34,449
May 2014	\$808,174	\$17	\$15,536,906	\$2,702	\$14,000,000	\$1,359	\$4,078	\$38,527
June 2014	\$808,193	\$19	\$17,467,865	\$2,882	\$10,000,000	\$482	\$3,383	\$41,910
July 2014	\$808,215	\$21	\$16,982,500	\$3,507	\$5,000,000	\$4,365	\$7,894	\$49,804
Aug 2014	\$808,239	\$24	\$14,780,565	\$2,643	\$5,000,000	\$0	\$2,667	\$52,471
Sep 2014	\$808,261	\$22	\$12,501,723	\$2,498	\$5,000,000	\$0	\$2,520	\$54,991
Oct 2014	\$808,280	\$18	\$11,408,454	\$2,038	\$5,000,000	\$8,734	\$10,790	\$10,790
Nov 2014	\$808,298	\$19	\$8,541,646	\$1,528	\$5,000,000	\$0	\$1,547	\$12,338
Dec 2014								
Jan 2015								
Feb 2015								
Mar 2015								
Apr 2015								
May 2015								
June 2015								
July 2015								
Aug 2015								
Sep 2015								





Investment Overview Ending November 30, 2014

SUMMARY

Amarillo National Bank - CD's	\$5,000,000
TexPool Clearing	<u>\$808,298</u>
Total Non Restrictive Investments	\$5,808,298
Amarillo National Bank - Clearing	<u>\$8,541,646</u>
Cash On Hand	\$14,349,944

