

# RANDALL COUNTY TREASURER REPORT

For December 2017

---

## Currency & Investments

Commissioners' Court  
Randall County Treasurer  
Glenna Canada  
Court date - January 23, 2018

## Enclosed are:

Amarillo National Bank Clearing Account – Page 1

Cash Receipts – Page 2

Tex Pool Accounts – Page 3

Investment Accounts – Page 4

Investment Overview – Page 5

ANB Amarillo Economic Analysis – Page 6

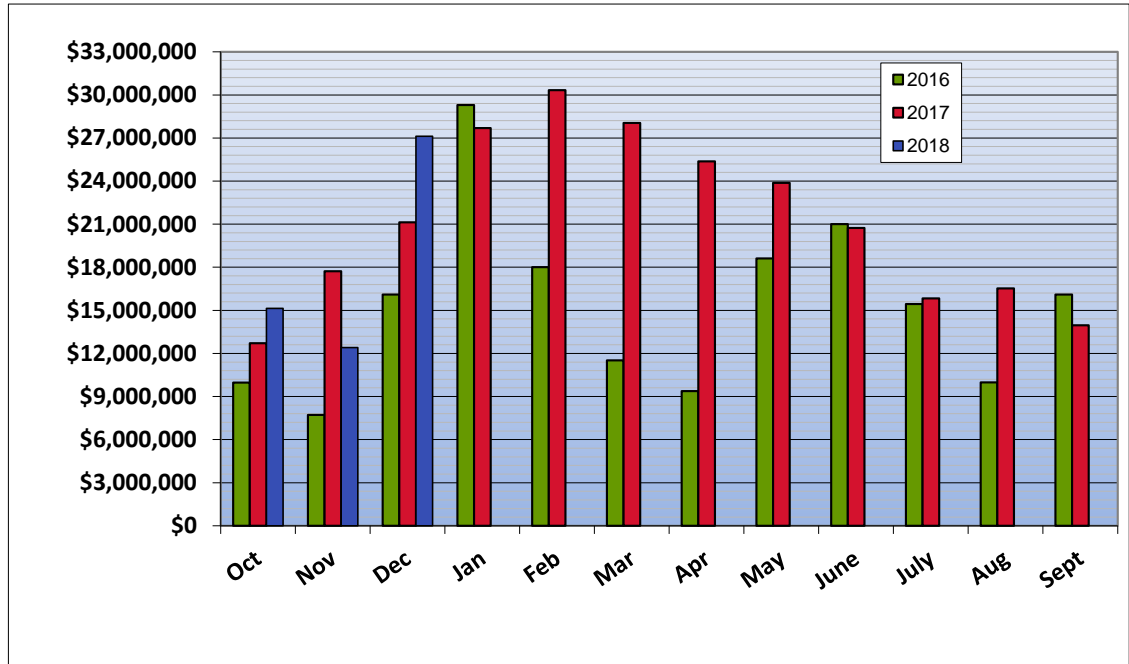
*Glenna Canada*

Information is operational data as of December 31, 2017



# Amarillo National Bank Clearing Account

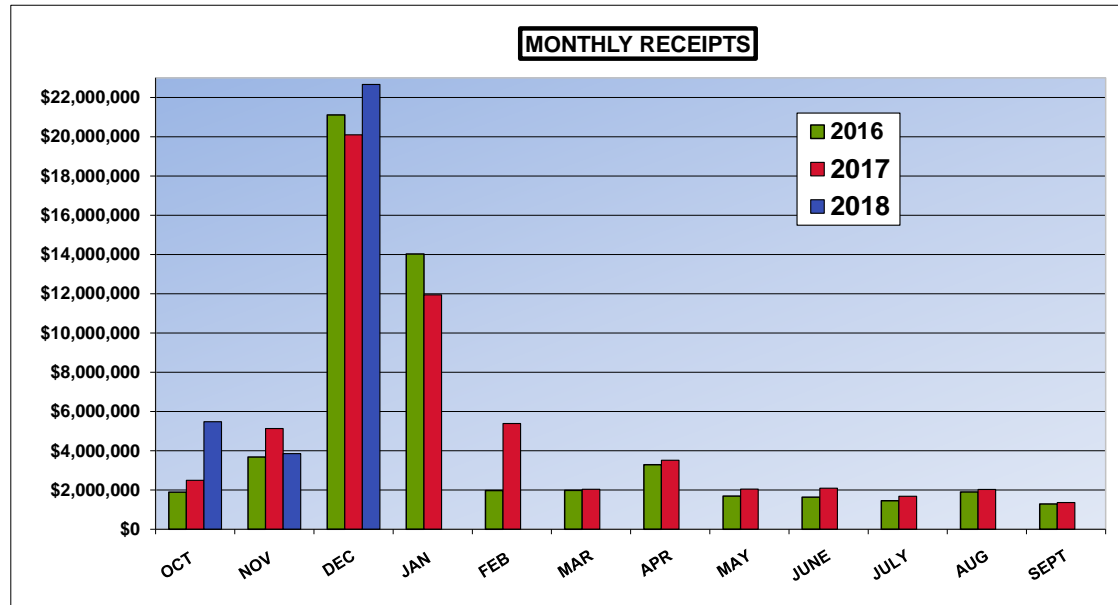
	<b>Opening</b>	<b>Deposits</b>	<b>Withdrawals</b>	<b>Closing</b>	<b>Interest</b>
Oct 2016	\$16,095,381	\$2,106,550	\$5,489,684	\$12,712,247	\$9,383
Nov 2016	\$12,712,247	\$9,801,070	\$4,790,430	\$17,722,887	\$11,247
Dec 2016	\$17,722,887	\$9,107,079	\$5,708,539	\$21,121,427	\$12,595
Jan 2017	\$21,121,427	\$21,447,344	\$14,883,521	\$27,685,249	\$22,489
Feb 2017	\$27,685,249	\$6,823,032	\$4,171,557	\$30,336,725	\$22,726
Mar 2017	\$30,336,725	\$1,967,419	\$4,249,161	\$28,054,982	\$24,680
Apr 2017	\$28,054,982	\$2,059,275	\$4,736,685	\$25,377,571	\$21,585
May 2017	\$25,377,571	\$3,438,972	\$4,934,555	\$23,881,988	\$24,506
June 2017	\$23,881,988	\$2,095,816	\$5,243,147	\$20,734,657	\$20,632
July 2017	\$20,734,657	\$3,611,851	\$8,513,966	\$15,832,542	\$19,699
Aug 2017	\$15,832,542	\$7,078,026	\$6,383,676	\$16,526,891	\$16,566
Sep 2017	\$16,526,891	\$1,341,433	\$3,906,916	\$13,961,408	\$15,092
Oct 2017	\$13,961,408	\$6,989,953	\$5,817,877	\$15,133,484	\$16,372
Nov 2017	\$15,133,484	\$3,996,067	\$6,725,842	\$12,403,708	\$14,319
Dec 2017	\$12,403,708	\$20,978,176	\$6,257,042	\$27,124,842	\$17,329
Jan 2018					
Feb 2018					
Mar 2018					
Apr 2018					
May 2018					
June 2018					
July 2018					
Aug 2018					
Sep 2018					





# CASH RECEIPTS FOR 2017 - 2018

MONTH	AD VALOREM TAX	TAX OFFICE (OTHER)	ASSISTANCE DISTRICT 1	OTHER STATE REV	COUNTY CLERK	DISTRICT CLERK	JP #1	JP #4	SHERIFF	DISTRICT ATTORNEY	YOUTH CENTER/ NEXT STEP	JUVENILE PROBATION	OTHER RECEIPTS	MONTHLY RECEIPT TOTAL
Oct 2017	\$ 1,692,918	\$ 218,570	\$ 72,766	\$ 149,944	\$ 163,435	\$ 154,273	\$ 63,778	\$ 38,823	\$ 528,406	\$ 22,757	\$ 285,304	\$ 251,370	\$ 1,837,059	\$ 5,479,402
Nov 2017	\$ 1,932,966	\$ 184,982	\$ 71,273	\$ 15,883	\$ 133,431	\$ 131,643	\$ 60,356	\$ 35,542	\$ 638,086	\$ 31,614	\$ 358,915	\$ 88,441	\$ 173,806	\$ 3,856,937
Dec 2017	\$ 20,403,607	\$ 153,346	\$ 64,880	\$ 64,657	\$ 126,369	\$ 121,310	\$ 56,268	\$ 40,539	\$ 533,130	\$ 25,641	\$ 268,019	\$ 84,602	\$ 724,664	\$ 22,667,031
Jan 2018														
Feb 2018														
Mar 2018														
Apr 2018														
May 2018														
June 2018														
July 2018														
Aug 2018														
Sep 2018														
<b>TOTAL</b>	<b>\$ 24,029,490</b>	<b>\$ 556,898</b>	<b>\$ 208,920</b>	<b>\$ 230,484</b>	<b>\$ 423,235</b>	<b>\$ 407,226</b>	<b>\$ 180,401</b>	<b>\$ 114,904</b>	<b>\$ 1,699,622</b>	<b>\$ 80,012</b>	<b>\$ 912,237</b>	<b>\$ 424,413</b>	<b>\$ 2,735,529</b>	<b>\$ 32,003,370</b>





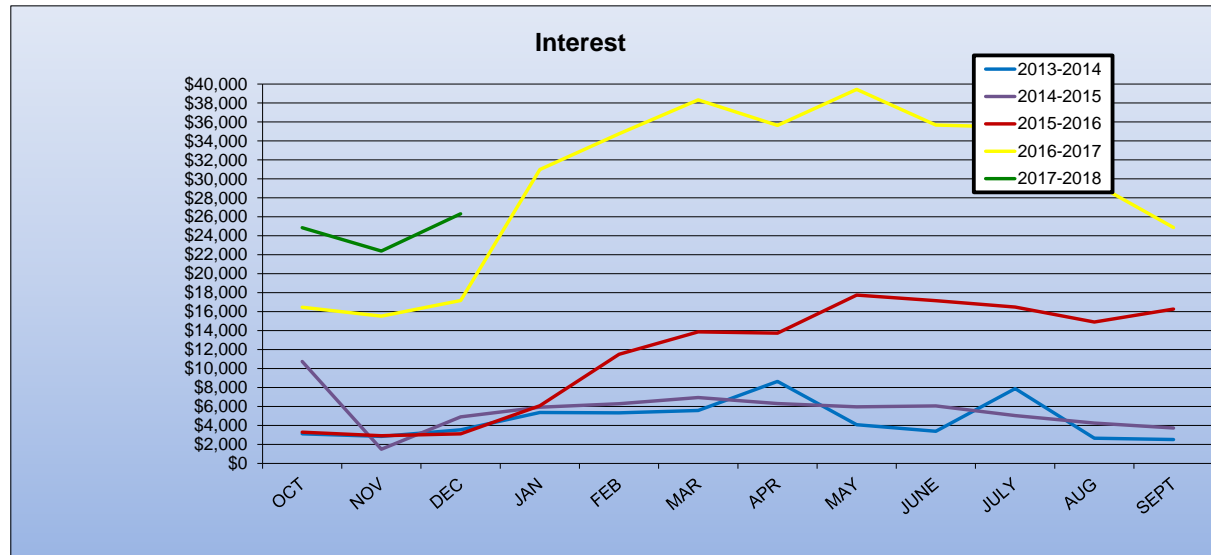
# TEX POOL INVESTMENT ACCOUNTS

Month	Clearing		Juvenile	
	Account	Interest	Probation Fund	Interest
Oct 2014	\$808,280	\$18	\$100,046	\$2
Nov 2014	\$808,298	\$19	\$100,049	\$2
Dec 2014	\$808,327	\$29	\$100,052	\$4
Jan 2015	\$808,359	\$32	\$100,056	\$4
Feb 2015	\$808,386	\$27	\$100,060	\$3
Mar 2015	\$808,419	\$33	\$100,064	\$4
Apr 2015	\$808,454	\$35	\$100,068	\$4
May 2015	\$108,473	\$19	\$100,073	\$5
June 2015	\$108,478	\$5	\$100,078	\$5
July 2015	\$108,484	\$6	\$100,083	\$5
Aug 2015	\$108,490	\$7	\$100,089	\$6
Sept 2015	\$108,498	\$8	\$100,096	\$7
Oct 2015	\$108,507	\$9	\$100,104	\$8
Nov 2015	\$108,517	\$10	\$100,113	\$9
Dec 2015	\$108,534	\$17	\$100,129	\$16
Jan 2016	\$108,558	\$25	\$100,152	\$23
Feb 2016	\$108,584	\$26	\$100,176	\$24
Mar 2016	\$108,615	\$30	\$100,204	\$28
Apr 2016	\$108,645	\$30	\$100,232	\$28
May 2016	\$108,676	\$31	\$100,261	\$29
June 2016	\$108,709	\$33	\$100,290	\$30
July 2016	\$108,743	\$34	\$100,322	\$31
Aug 2016	\$108,777	\$35	\$100,354	\$32
Sept 2016	\$108,811	\$34	\$100,385	\$31
Oct 2016	\$108,846	\$35	\$100,418	\$33
Nov 2016	\$108,882	\$36	\$100,451	\$33
Dec 2016	\$108,924	\$42	\$100,490	\$39
Jan 2017	\$108,974	\$50	\$100,536	\$46
Feb 2017	\$109,021	\$47	\$100,579	\$43
Mar 2017	\$109,079	\$58	\$100,632	\$53
Apr 2017	\$109,142	\$64	\$100,691	\$59
May 2017	\$109,214	\$71	\$100,757	\$66
June 2017	\$109,293	\$79	\$100,830	\$73
July 2017	\$109,383	\$90	\$100,913	\$83
Aug 2017	\$109,476	\$93	\$100,998	\$86
Sep 2017	\$109,567	\$91	\$101,083	\$84
Oct 2017	\$109,663	\$96	\$101,171	\$89
Nov 2017	\$109,758	\$95	\$101,259	\$87
Dec 2017	\$109,868	\$110	\$101,360	\$101
Jan 2018				
Feb 2018				
Mar 2018				
Apr 2018				
May 2018				
June 2018				
July 2018				
Aug 2018				
Sept 2018				



# INVESTMENT ACCOUNTS

End Month	Tex Pool Clearing	Interest	Texas Class Clearing	Interest	ANB Clearing	Interest	CD's	Interest	Total Interest	Interest To Date	
Oct 2016	\$108,846	\$35	\$10,062,110	\$7,049	\$12,712,247	\$9,383	-	-	\$16,467	\$16,467	OCT
Nov 2016	\$108,882	\$36	\$6,066,356	\$4,246	\$17,722,887	\$11,247	-	-	\$15,529	\$31,996	NOV
Dec 2016	\$108,924	\$42	\$6,070,906	\$4,551	\$21,121,427	\$12,595	-	-	\$17,188	\$49,184	DEC
Jan 2017	\$108,974	\$50	\$16,079,346	\$8,440	\$27,685,249	\$22,489	-	-	\$30,979	\$80,163	JAN
Feb 2017	\$109,021	\$47	\$16,091,322	\$11,975	\$30,336,725	\$22,726	-	-	\$34,748	\$114,911	FEB
Mar 2017	\$109,079	\$58	\$16,104,912	\$13,591	\$28,054,982	\$24,680	-	-	\$38,328	\$153,238	MAR
Apr 2017	\$109,142	\$64	\$16,118,911	\$13,998	\$25,377,571	\$21,585	-	-	\$35,647	\$188,886	APR
May 2017	\$109,214	\$71	\$16,133,773	\$14,862	\$23,881,988	\$24,506	-	-	\$39,439	\$228,325	MAY
June 2017	\$109,293	\$79	\$16,148,745	\$14,972	\$20,734,657	\$20,632	-	-	\$35,683	\$264,008	JUNE
July 2017	\$109,383	\$90	\$14,164,411	\$15,666	\$15,832,542	\$19,699	-	-	\$35,455	\$299,464	JULY
Aug 2017	\$109,476	\$93	\$9,177,307	\$12,895	\$16,526,891	\$16,566	500,000.00	-	\$29,554	\$329,018	AUG
Sep 2017	\$109,567	\$91	\$9,186,696	\$9,390	\$13,961,408	\$15,092	500,000.00	307.88	\$24,881	\$353,899	SEPT
Oct 2017	\$109,663	\$96	\$7,194,785	\$8,089	\$15,133,484	\$16,372	500,000.00	297.95	\$24,855	\$24,855	OCT
Nov 2017	\$109,758	\$95	\$7,202,459	\$7,674	\$12,403,708	\$14,319	500,000.00	307.88	\$22,395	\$47,251	NOV
Dec 2017	\$109,868	\$110	\$7,211,044	\$8,584	\$27,124,842	\$17,329	1,000,000.00	297.95	\$26,321	\$73,571	DEC
Jan 2018											JAN
Feb 2018											FEB
Mar 2018											MAR
Apr 2018											APR
May 2018											MAY
June 2018											JUNE
July 2018											JULY
Aug 2018											AUG
Sep 2018											SEPT





## Investment Overview Ending December 31, 2017

### SUMMARY

Texas Class	\$7,211,044
TexPool Clearing	\$109,868
Multi-Bank Securities	\$1,000,000
	<hr/>
<b>Total Non Restrictive Investments</b>	<b>\$8,320,911</b>
Amarillo National Bank - Clearing	\$27,124,842
Cash On Hand	\$35,445,753

