



# RANDALL COUNTY TREASURER REPORT

For July 2018

---

## Currency & Investments

Commissioners' Court  
Randall County Treasurer  
Glenna Canada  
Court date - August 21, 2018

## Enclosed are:

Amarillo National Bank Clearing Account – Page 1

Cash Receipts – Page 2

Tex Pool Accounts – Page 3

Investment Accounts – Page 4

Investment Overview – Page 5

ANB Amarillo Economic Analysis – Page 6

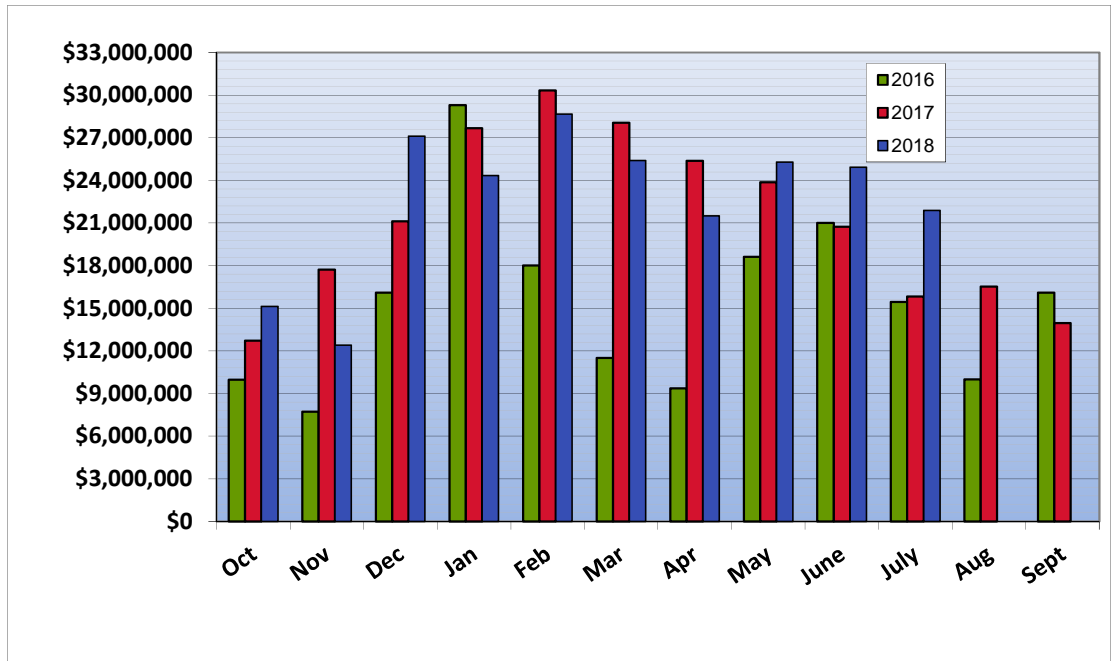
*Glenna Canada*

Information is operational data as of July 31, 2018



# Amarillo National Bank Clearing Account

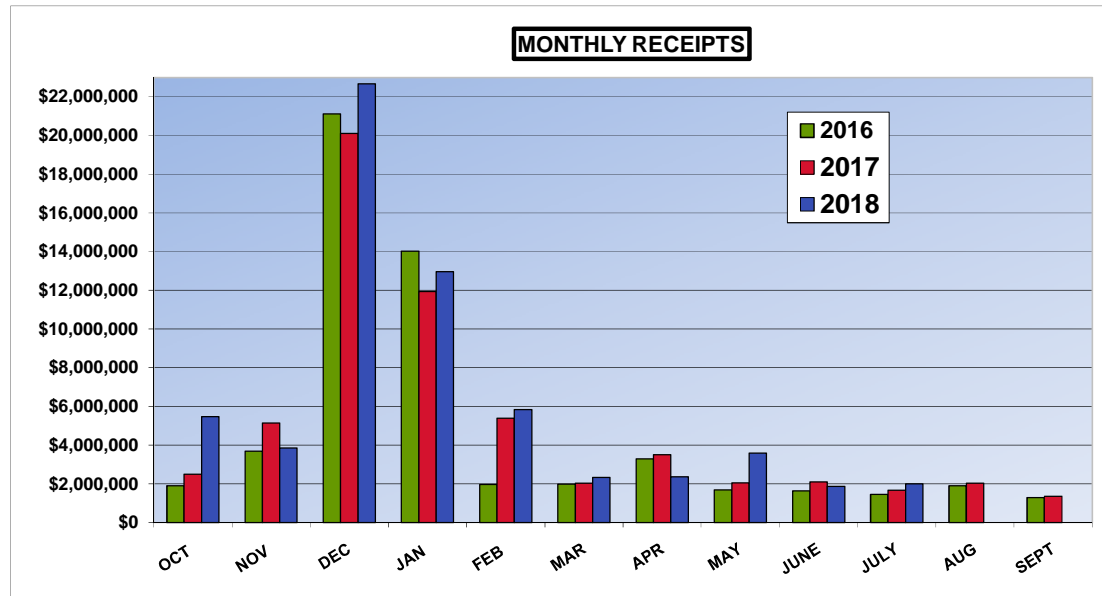
	<b>Opening</b>	<b>Deposits</b>	<b>Withdrawals</b>	<b>Closing</b>	<b>Interest</b>
Oct 2016	\$16,095,381	\$2,106,550	\$5,489,684	\$12,712,247	\$9,383
Nov 2016	\$12,712,247	\$9,801,070	\$4,790,430	\$17,722,887	\$11,247
Dec 2016	\$17,722,887	\$9,107,079	\$5,708,539	\$21,121,427	\$12,595
Jan 2017	\$21,121,427	\$21,447,344	\$14,883,521	\$27,685,249	\$22,489
Feb 2017	\$27,685,249	\$6,823,032	\$4,171,557	\$30,336,725	\$22,726
Mar 2017	\$30,336,725	\$1,967,419	\$4,249,161	\$28,054,982	\$24,680
Apr 2017	\$28,054,982	\$2,059,275	\$4,736,685	\$25,377,571	\$21,585
May 2017	\$25,377,571	\$3,438,972	\$4,934,555	\$23,881,988	\$24,506
June 2017	\$23,881,988	\$2,095,816	\$5,243,147	\$20,734,657	\$20,632
July 2017	\$20,734,657	\$3,611,851	\$8,513,966	\$15,832,542	\$19,699
Aug 2017	\$15,832,542	\$7,078,026	\$6,383,676	\$16,526,891	\$16,566
Sep 2017	\$16,526,891	\$1,341,433	\$3,906,916	\$13,961,408	\$15,092
Oct 2017	\$13,961,408	\$6,989,953	\$5,817,877	\$15,133,484	\$16,372
Nov 2017	\$15,133,484	\$3,996,067	\$6,725,842	\$12,403,708	\$14,319
Dec 2017	\$12,403,708	\$20,978,176	\$6,257,042	\$27,124,842	\$17,329
Jan 2018	\$27,124,842	\$12,033,522	\$14,822,639	\$24,335,724	\$36,376
Feb 2018	\$24,335,724	\$8,338,090	\$4,004,667	\$28,669,146	\$35,066
Mar 2018	\$28,669,146	\$2,350,211	\$5,626,438	\$25,392,919	\$37,459
Apr 2018	\$25,392,919	\$2,236,910	\$6,114,960	\$21,514,869	\$36,754
May 2018	\$21,514,869	\$11,147,689	\$7,371,791	\$25,290,768	\$42,363
June 2018	\$25,290,768	\$4,138,365	\$4,493,236	\$24,935,897	\$43,999
July 2018	\$24,935,897	\$5,855,350	\$8,896,870	\$21,894,377	\$50,706
Aug 2018					
Sep 2018					





# CASH RECEIPTS FOR 2017 - 2018

MONTH	AD VALOREM TAX	TAX OFFICE (OTHER)	ASSISTANCE DISTRICT 1	OTHER STATE REV	COUNTY CLERK	DISTRICT CLERK	JP #1	JP #4	SHERIFF	DISTRICT ATTORNEY	YOUTH CENTER/ NEXT STEP	JUVENILE PROBATION	OTHER RECEIPTS	MONTHLY RECEIPT TOTAL
Oct 2017	\$ 1,692,918	\$ 218,570	\$ 72,766	\$ 149,944	\$ 163,435	\$ 154,273	\$ 63,778	\$ 38,823	\$ 528,406	\$ 22,757	\$ 285,304	\$ 251,370	\$ 1,837,059	\$ 5,479,402
Nov 2017	\$ 1,932,966	\$ 184,982	\$ 71,273	\$ 15,883	\$ 133,431	\$ 131,643	\$ 60,356	\$ 35,542	\$ 638,086	\$ 31,614	\$ 358,915	\$ 88,441	\$ 173,806	\$ 3,856,937
Dec 2017	\$ 20,403,607	\$ 153,346	\$ 64,880	\$ 64,657	\$ 126,369	\$ 121,310	\$ 56,268	\$ 40,539	\$ 533,130	\$ 25,641	\$ 268,019	\$ 84,602	\$ 724,664	\$ 22,667,031
Jan 2018	\$ 10,802,427	\$ 510,377	\$ 63,802	\$ 139,234	\$ 134,735	\$ 140,005	\$ 70,038	\$ 51,845	\$ 383,765	\$ 14,149	\$ 387,390	\$ 85,289	\$ 172,621	\$ 12,955,678
Feb 2018	\$ 4,117,643	\$ 212,837	\$ 79,415	\$ 91,399	\$ 147,791	\$ 147,907	\$ 82,306	\$ 51,621	\$ 407,233	\$ 29,891	\$ 315,300	\$ 13,021	\$ 140,861	\$ 5,837,225
Mar 2018	\$ 394,189	\$ 176,010	\$ 62,149	\$ 95,499	\$ 157,986	\$ 141,254	\$ 75,828	\$ 60,885	\$ 364,530	\$ 46,804	\$ 321,049	\$ 159,168	\$ 275,550	\$ 2,330,901
Apr 2018	\$ 256,619	\$ 183,859	\$ 65,328	\$ 158,415	\$ 152,936	\$ 168,122	\$ 90,992	\$ 53,125	\$ 481,158	\$ 18,843	\$ 318,515	\$ 94,581	\$ 324,815	\$ 2,367,308
May 2018	\$ 279,179	\$ 1,672,778	\$ 71,439	\$ 48,579	\$ 148,315	\$ 121,209	\$ 67,673	\$ 47,881	\$ 404,803	\$ 43,760	\$ 362,914	\$ 82,571	\$ 233,734	\$ 3,584,833
June 2018	\$ 176,206	\$ 185,982	\$ 74,104	\$ 58,090	\$ 150,274	\$ 123,614	\$ 65,131	\$ 53,996	\$ 370,179	\$ 25,875	\$ 303,380	\$ 80,520	\$ 207,169	\$ 1,874,518
July 2018	\$ 177,845	\$ 176,067	\$ 80,273	\$ 108,243	\$ 148,428	\$ 139,506	\$ 63,652	\$ 51,815	\$ 350,265	\$ 16,090	\$ 301,179	\$ 82,310	\$ 300,100	\$ 1,995,771
Aug 2018														
Sep 2018														
<b>TOTAL</b>	<b>\$ 40,233,597</b>	<b>\$ 3,674,807</b>	<b>\$ 705,430</b>	<b>\$ 929,943</b>	<b>\$ 1,463,701</b>	<b>\$ 1,388,844</b>	<b>\$ 696,020</b>	<b>\$ 486,071</b>	<b>\$ 4,461,554</b>	<b>\$ 275,423</b>	<b>\$ 3,221,964</b>	<b>\$ 1,021,873</b>	<b>\$ 4,390,378</b>	<b>\$ 62,949,604</b>





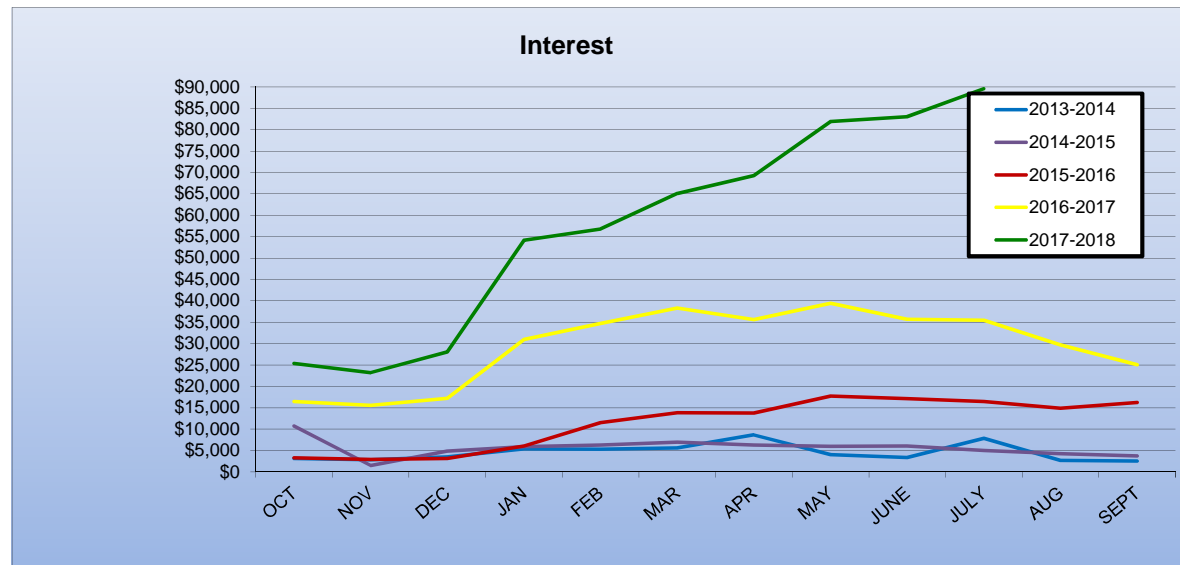
# TEX POOL INVESTMENT ACCOUNTS

Month	Clearing Account	Interest	Juvenile Probation Fund	Interest
Oct 2014	\$808,280	\$18	\$100,046	\$2
Nov 2014	\$808,298	\$19	\$100,049	\$2
Dec 2014	\$808,327	\$29	\$100,052	\$4
Jan 2015	\$808,359	\$32	\$100,056	\$4
Feb 2015	\$808,386	\$27	\$100,060	\$3
Mar 2015	\$808,419	\$33	\$100,064	\$4
Apr 2015	\$808,454	\$35	\$100,068	\$4
May 2015	\$108,473	\$19	\$100,073	\$5
June 2015	\$108,478	\$5	\$100,078	\$5
July 2015	\$108,484	\$6	\$100,083	\$5
Aug 2015	\$108,490	\$7	\$100,089	\$6
Sept 2015	\$108,498	\$8	\$100,096	\$7
Oct 2015	\$108,507	\$9	\$100,104	\$8
Nov 2015	\$108,517	\$10	\$100,113	\$9
Dec 2015	\$108,534	\$17	\$100,129	\$16
Jan 2016	\$108,558	\$25	\$100,152	\$23
Feb 2016	\$108,584	\$26	\$100,176	\$24
Mar 2016	\$108,615	\$30	\$100,204	\$28
Apr 2016	\$108,645	\$30	\$100,232	\$28
May 2016	\$108,676	\$31	\$100,261	\$29
June 2016	\$108,709	\$33	\$100,290	\$30
July 2016	\$108,743	\$34	\$100,322	\$31
Aug 2016	\$108,777	\$35	\$100,354	\$32
Sept 2016	\$108,811	\$34	\$100,385	\$31
Oct 2016	\$108,846	\$35	\$100,418	\$33
Nov 2016	\$108,882	\$36	\$100,451	\$33
Dec 2016	\$108,924	\$42	\$100,490	\$39
Jan 2017	\$108,974	\$50	\$100,536	\$46
Feb 2017	\$109,021	\$47	\$100,579	\$43
Mar 2017	\$109,079	\$58	\$100,632	\$53
Apr 2017	\$109,142	\$64	\$100,691	\$59
May 2017	\$109,214	\$71	\$100,757	\$66
June 2017	\$109,293	\$79	\$100,830	\$73
July 2017	\$109,383	\$90	\$100,913	\$83
Aug 2017	\$109,476	\$93	\$100,998	\$86
Sep 2017	\$109,567	\$91	\$101,083	\$84
Oct 2017	\$109,663	\$96	\$101,171	\$89
Nov 2017	\$109,758	\$95	\$101,259	\$87
Dec 2017	\$109,868	\$110	\$101,360	\$101
Jan 2018	\$109,989	\$121	\$101,472	\$112
Feb 2018	\$110,102	\$113	\$101,576	\$105
Mar 2018	\$110,244	\$142	\$101,707	\$131
Apr 2018	\$110,395	\$151	\$101,846	\$140
May 2018	\$110,556	\$161	\$101,995	\$148
June 2018	\$110,721	\$165	\$102,147	\$152
July 2018	\$110,898	\$178	\$102,311	\$164
Aug 2018				
Sept 2018				



# INVESTMENT ACCOUNTS

End Month	Tex Pool Clearing	Interest	Texas Class Clearing	Interest	ANB Clearing	Interest	CD's	Accrued Interest	Total Interest	Interest To Date	
Oct 2016	\$108,846	\$35	\$10,062,110	\$7,049	\$12,712,247	\$9,383	-	-	\$16,467	\$16,467	OCT
Nov 2016	\$108,882	\$36	\$6,066,356	\$4,246	\$17,722,887	\$11,247	-	-	\$15,529	\$31,996	NOV
Dec 2016	\$108,924	\$42	\$6,070,906	\$4,551	\$21,121,427	\$12,595	-	-	\$17,188	\$49,184	DEC
Jan 2017	\$108,974	\$50	\$16,079,346	\$8,440	\$27,685,249	\$22,489	-	-	\$30,979	\$80,163	JAN
Feb 2017	\$109,021	\$47	\$16,091,322	\$11,975	\$30,336,725	\$22,726	-	-	\$34,748	\$114,911	FEB
Mar 2017	\$109,079	\$58	\$16,104,912	\$13,591	\$28,054,982	\$24,680	-	-	\$38,328	\$153,238	MAR
Apr 2017	\$109,142	\$64	\$16,118,911	\$13,998	\$25,377,571	\$21,585	-	-	\$35,647	\$188,886	APR
May 2017	\$109,214	\$71	\$16,133,773	\$14,862	\$23,881,988	\$24,506	-	-	\$39,439	\$228,325	MAY
June 2017	\$109,293	\$79	\$16,148,745	\$14,972	\$20,734,657	\$20,632	-	-	\$35,683	\$264,008	JUNE
July 2017	\$109,383	\$90	\$14,164,411	\$15,666	\$15,832,542	\$19,699	-	-	\$35,455	\$299,464	JULY
Aug 2017	\$109,476	\$93	\$9,177,307	\$12,895	\$16,526,891	\$16,566	\$ 500,000	\$147	\$29,701	\$329,165	AUG
Sep 2017	\$109,567	\$91	\$9,186,696	\$9,390	\$13,961,408	\$15,092	\$ 500,000	\$466	\$25,039	\$354,204	SEPT
Oct 2017	\$109,663	\$96	\$7,194,785	\$8,089	\$15,133,484	\$16,372	\$ 500,000	\$816	\$25,373	\$25,373	OCT
Nov 2017	\$109,758	\$95	\$7,202,459	\$7,674	\$12,403,708	\$14,319	\$ 500,000	\$1,135	\$23,222	\$48,595	NOV
Dec 2017	\$109,868	\$110	\$7,211,044	\$8,584	\$27,124,842	\$17,329	\$ 1,000,000	\$2,049	\$28,072	\$76,667	DEC
Jan 2018	\$109,989	\$121	\$16,225,855	\$14,811	\$24,335,724	\$36,376	\$ 1,000,000	\$2,834	\$54,143	\$130,809	JAN
Feb 2018	\$110,102	\$113	\$16,246,001	\$20,146	\$28,669,146	\$35,066	\$ 1,000,000	\$1,457	\$56,782	\$187,591	FEB
Mar 2018	\$110,244	\$142	\$16,270,141	\$24,140	\$25,392,919	\$37,459	\$ 1,983,000	\$3,381	\$65,121	\$252,712	MAR
Apr 2018	\$110,395	\$151	\$16,296,168	\$26,027	\$21,514,869	\$36,754	\$ 2,476,000	\$6,314	\$69,247	\$321,959	APR
May 2018	\$110,556	\$161	\$16,324,689	\$28,521	\$25,290,768	\$42,363	\$ 4,702,000	\$10,905	\$81,950	\$403,909	MAY
June 2018	\$110,721	\$165	\$14,351,512	\$26,823	\$24,935,897	\$43,999	\$ 4,702,000	\$12,071	\$83,057	\$486,966	JUNE
July 2018	\$110,898	\$178	\$10,373,078	\$21,567	\$21,894,377	\$50,706	\$ 5,198,000	\$17,117	\$89,568	\$576,533	JULY
Aug 2018											AUG
Sep 2018											SEPT





## Investment Overview Ending July 31, 2018

### SUMMARY

Texas Class	\$10,373,078
TexPool Clearing	\$110,898
Multi-Bank Securities	<u>\$5,198,000</u>
	\$15,681,977
Less: Restricted	<u>\$7,800,000</u>
Total Non Restrictive Investments	\$7,881,977
Amarillo National Bank - Clearing	<u>\$21,894,377</u>
Cash On Hand	\$29,776,354

