



**RANDALL COUNTY, TEXAS
ADOPTED
BUDGET FOR FISCAL 2018-2019**

Adopted September 18, 2018



This budget will raise more revenue from property taxes than last year's budget by an amount of \$2,574,361 which is a 6.34 percent increase from last year's budget. The property tax revenue to be raised from new property added to the tax roll this year is \$1,212,079.

<i>Vote of each member of the Commissioners' Court by name voting on the</i>		
Commissioners' Court Members	Adoption of Budget	Setting the Property Tax Rate
Ernie Houdashell, County Judge	Aye <input checked="" type="checkbox"/> No <input type="checkbox"/>	Aye <input checked="" type="checkbox"/> No <input type="checkbox"/>
Christy Dyer, Comm., Prec. #1	Aye <input checked="" type="checkbox"/> No <input type="checkbox"/>	Aye <input checked="" type="checkbox"/> No <input type="checkbox"/>
Mark Benton, Comm., Prec. #2	Aye <input checked="" type="checkbox"/> No <input type="checkbox"/>	Aye <input checked="" type="checkbox"/> No <input type="checkbox"/>
Bob Robinson, Comm., Prec. #3	Aye <input checked="" type="checkbox"/> No <input type="checkbox"/>	Aye <input checked="" type="checkbox"/> No <input type="checkbox"/>
Buddy DeFord, Comm., Prec. #4	Aye <input checked="" type="checkbox"/> No <input type="checkbox"/>	Aye <input checked="" type="checkbox"/> No <input type="checkbox"/>

Comparative Tax Rates		
Tax Rates	FY 17-18	FY 18-19
Property Tax Rate	.41473	.43126
Effective Tax Rate	.39606	.42054
Effective Maintenance and Operations Tax Rate	.35044	.37862
Rollback Tax Rate	.41981	.46118
Debt Rate	.04134	.05228

Debt		
Randall County Debt Obligation	Principal	Interest
2009 Certificates of Obligation	\$165,000	\$ 77,475
2010 Certificates of Obligation	1,030,000	351,728
2013 Certificates of Obligation	240,000	159,100
2013 Obligation of Refunding Bonds	35,000	95,060
2015 Obligation of Refunding Bonds	1,020,000	37,399
2016 Certificates of Obligation	345,000	205,115
2017 Obligation of Refunding Bonds	70,000	185,339
2018 Certificates of Obligation	915,000	285,733
Administration Fees		5,000
Total Debt Obligation		\$5,221,949

**RANDALL COUNTY, TEXAS FISCAL YEAR 2018-2019 BUDGET
TABLE OF CONTENTS**

	<u>Page No.</u>
Budget Narrative	
Organization Chart	1
Elected and Appointed Officials	2
County Directory	3-5
Tax Rate Order	6-7
Ten-year Property Tax History	8
Salary Schedule	9
<u>BUDGET SUMMARY - ALL FUNDS</u>	
Budget Summary - All Funds	10-11
Summary of Revenue Chart	12
Summary of Expenditures Chart	13
<u>GENERAL FUND</u>	
010 General Fund Summary	14
General Fund Balance Chart	15
<u>General Fund Revenue</u>	
General Fund Revenue Chart	16
General Fund Revenue by Department	17-18
General Fund Revenue by Source/Department	19-20
<u>General Fund Expenditures</u>	
General Fund Expenditures Chart	21
General Fund Expenditures by Department	22-23
General Fund Expenditures by Function/Department	24-25
General Fund Categorical Expenditures by Department	26-31
General Fund Capital Expenditures	32-33
<u>SPECIAL REVENUE FUNDS</u>	
012 JP Security Fund	34
013 County Clerk Technology Fund	35
014 County Clerk Preservation Fund	36
016 Sheriff Forfeiture Fund	37
018 District Clerk Technology Fund	38
019 District Clerk Preservation Fund	39
020 Unclaimed Property Fund	40
021 Law Library Fund	41
028 Tax Assessor/Collector Motor Vehicle Inventory Tax Fund	42
029 District Clerk Archive Fund	43
031 Courthouse & Justice Center Security Fund	44

SPECIAL REVENUE FUNDS-Cont'd.

032	County Records Management Fund	45
033	County Clerks Records Management Fund	46
034	Justice of the Peace Precinct #1 Technology Fund	47
035	Justice of the Peace Precinct #4 Technology Fund	48
036	Election Fund	49
037	District Clerk Records Management Fund	50
038	County Clerks Archive Fund	51
039	District Clerk - AGC IV-E Fund	52
070	CDA - Check Collection/Disbursement Fund	53
071	CDA - State Deposits Fund	54
072	CDA - Forfeiture Fund	55
075	Pre-trial Diversion Program Fund	56
081	Jail Commissary Fund	57

DEBT SERVICE FUND

030	Debt Service Fund	58-60
-----	-------------------	-------

CAPITAL PROJECTS FUND

041	Radio Communications System Fund	61
045	Justice Center/Annex Fund	62

INTERNAL SERVICE FUND

027	Health Care Fund	63
-----	------------------	----

JUVENILE PROBATION

GENERAL FUND

011	Juvenile Probation General Fund	64
-----	---------------------------------	----

SPECIAL REVENUE FUNDS

022	Juvenile Probation Fund	65
050	Youth Center of the High Plains Operations Fund	66
051	Next Step Home Operations Fund	67

CAPITAL PROJECTS FUND

042	Juvenile Center Improvement Fund	68
-----	----------------------------------	----



RANDALL COUNTY TEXAS

ERNIE HOUDASHELL
RANDALL COUNTY JUDGE

September 18, 2018

Honorable Members of the Randall County Commissioners' Court
Honorable District Judges of Randall County, Honorable Elected Officials,
Appointed Officials, Employees and Citizens of Randall County

Budget Narrative

The County Judge's Office, the Budget Office, along with the assistance of the County Auditor's Office is pleased to present the 2019 Randall County Adopted Budget for the period beginning October 1, 2018 and ending September 30, 2019.

The budget process begins in April, with policies and objectives sent to the departments for preparation of their initial budget requests. The budget requests are received and compiled prior to Departmental budget meetings which are held during the month of May. The Commissioners' Court held public hearings which were posted in accordance with state statutes for public input throughout the budget process. We are confident this budget will meet the demands of the growing county.

The following addresses significant budget information:

Tax Rate

The property tax rate increased from .41473 to .43126 per \$100 valuation due to an increase in the debt portion of the tax rate. The county still has one of the lowest tax rates as compared to other Texas counties of the same size. The appraised value of an average homestead in Randall County is \$172,771, an increase of 3% over last year. In the past ten years, the county has increased the tax rate only seven cents. Historical information on tax rates is provided on page 9.

Revenues

Revenues increased by \$2,387,433 due to new property tax revenue, increased appraised values and intergovernmental revenues. Seventy-four percent of all General Fund revenue is generated by ad valorem taxes.

Expenditure Changes – General Fund

Expenditures increased \$2,679,736 over the prior year. The majority of the increase is in operating expenditures. The county implemented a capital plan for the Road Department to include a chip seal program for 330 miles of county roads. Property insurance premiums and court appointed attorney fees also attributed to this increase. In addition, operating expenses increased slightly so that public safety could continue to provide existing levels of service to the citizens. In an effort to retain experienced employees and compete with other public agencies, a 2% COLA was given to county employees. Approximately 52% of expenditures fund public safety while 17% is for the support of the justice system.

Financial Stability

Randall County remains financially strong as indicative of the continued population growth, tax base expansion and balance of reserve funds. The ending General Fund balance is estimated to be \$12 million, which is 23.03% of expenditures. These reserve funds are necessary to fund expenditures for the first three months of the fiscal year.

Randall County's budgetary approach is to conservatively estimate revenues and adequately budget expenditures, thereby allowing the County to cover unexpected expenditures and/or economic downturns should they occur.

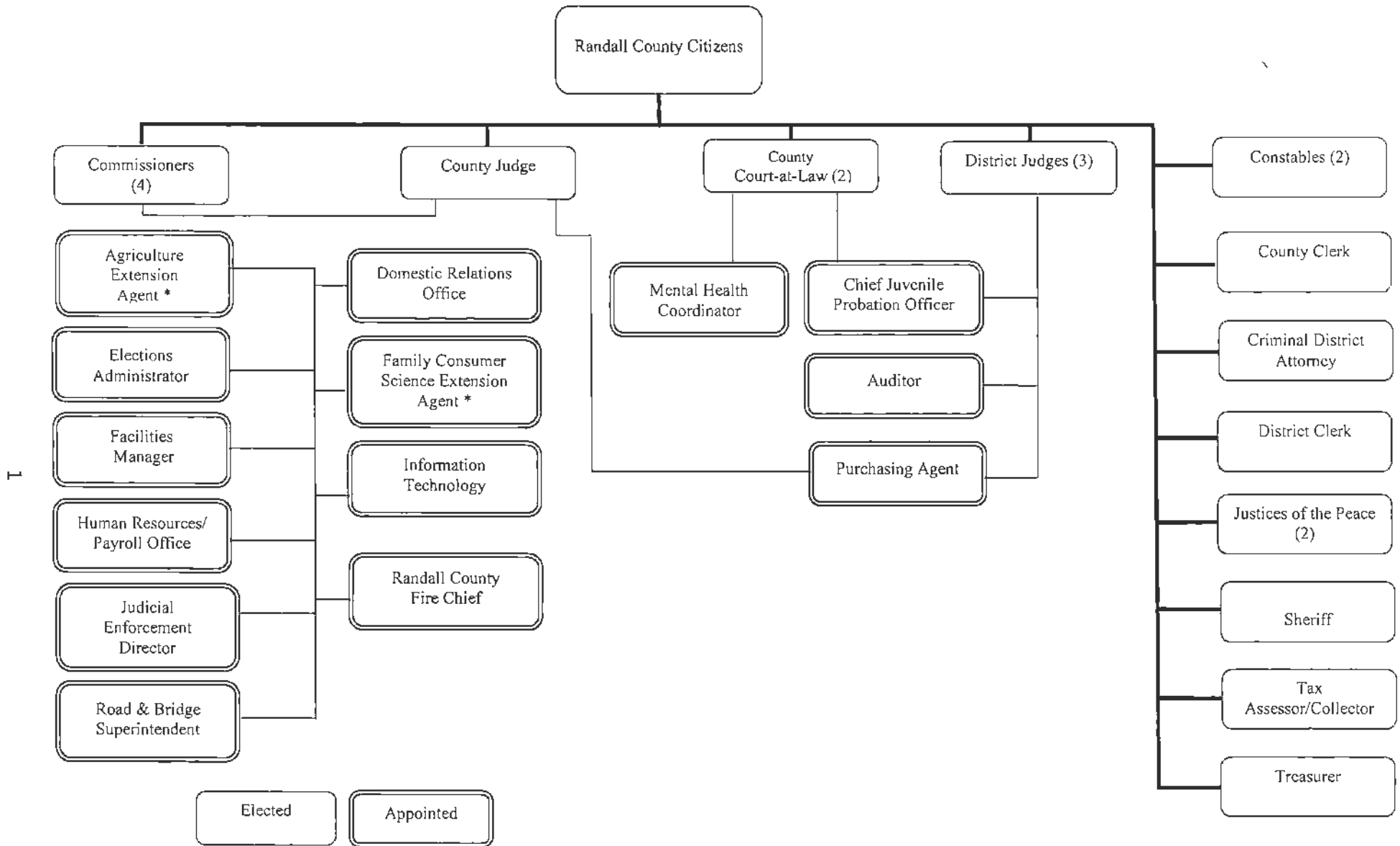
I would like to thank the Commissioners' Court for their participation in this budget. We appreciate all the elected/appointed officials, department heads and employees for always making an effort to improve our service to the taxpayers. As public servants, we must never lose sight of our mission to serve the citizens and taxpayers of Randall County as effectively and efficiently as possible.

Sincerely,



Ernie Houdashell

County Judge/Budget Officer



* Appointed by Texas A & M Extension Service

Elected and Appointed Officials

Ernie Houdashell ----- County Judge
Christy Dyer ----- Commissioner, Precinct, #1
Mark Benton ----- Commissioner, Precinct #2
Bob Robinson ----- Commissioner, Precinct #3
Buddy DeFord ----- Commissioner, Precinct #4

Karon Kantor ----- Auditor
Richard Beals ----- Constable, Precinct #1
Chris Johnson ----- Constable, Precinct #4
Renee Calhoun ----- County Clerk
James Anderson ----- Judge, County Court-at-Law, #1
Ronnie Walker ----- Judge, County Court-at-Law, #2
James Farren ----- Criminal District Attorney
Jo Carter ----- District Clerk
Dan Schaap ----- Judge, 47th District Court
John B. Board ----- Judge, 181st District Court
Ana Estevez ----- Judge, 251st District Court
Harry Ingram ----- Domestic Relations Office
Shannon Lackey ----- Elections Administrator
J. D. Ragland¹ ----- Agriculture Extension Agent (Extension Service)
Craig Weigle ----- Facilities Manager
Warren Pitt ----- Human Resources/Payroll
Brandon Grubbs ----- Information Technology Director
Dawn Cole ----- Judicial Enforcement
Tracy Byrd ----- Justice of the Peace, Precinct #1
Clay Houdashell ----- Justice of the Peace, Precinct #4
Joe Barton ----- Chief Juvenile Probation Officer
Nancy Smith ----- Mental Health Coordinator
Laurie Jones ----- Purchasing Agent
James Amerson ----- Randall County Fire Chief
Tim Sorrells ----- Road and Bridge Superintendent
Joel W. Richardson ----- Sheriff
Christina McMurray ----- Tax Assessor/Collector
Glenna Canada ----- Treasurer

¹ Appointed by the Texas A & M Extension Service

County Directory

Randall County Finance Building
501 16th Street
Canyon, Texas 79015
www.randallcounty.com

County Judge

Ernie Houdashell
501 16th Street, Ste. 303
Canyon TX 79015
(806) 468-5500

County Commissioners

Christy Dyer, Pct. #1
Mark Benton, Pct. #2
Bob Robinson, Pct. #3
Buddy DeFord, Pct. #4

Departments

Adult Probation

501 16th Street, Ste. 101
Canyon, TX 79015
(806) 468-5632

Auditor

Karon Kantor
501 16th Street, Ste. 301
Canyon, TX 79015
(806) 468-5530

Constable Precinct #1

Richard Beals
501 16th Street, Ste. 306
Canyon, TX 79015
(806) 468-5642

Constable Precinct #4

Chris Johnson
4320 5. Western
Amarillo, TX 79109
(806) 468-5684

County Clerk

Renee Calhoun
2309 Russell Long Blvd.
Canyon, TX 79015
(806) 468-5505

County Court-At-Law #1

Judge James Anderson
2309 Russell Long Blvd.
Canyon, TX 79015
(806) 468-5551

County Court-At-Law #2

Judge Ronnie Walker
2309 Russell Long Blvd.
Canyon, TX 79015
(806) 468-5670

Criminal District Attorney

James Farren
2309 Russell Long Blvd.
Canyon, TX 79015
(806) 468-5570
Hot Check Office: (806) 468-5588

District Clerk

Jo Carter
2309 Russell Long Blvd.
Canyon, TX 79015

47th District Court

Judge Dan Schaap
2309 Russell Long Blvd.
Canyon, TX 79015

(806) 468-5600
Child Support: (806) 468-5601
Night Jury Duty: (806) 468-5602

181st District Court
Judge John B. Board
2309 Russell Long Blvd.
Canyon, TX 79015
(806) 468-5559

Domestic Relations Office
Harry Ingram
4320 S. Western
Amarillo, TX 79109
(806) 468-5680

Extension Service
J. D. Ragland
200 N. Brown Road
Canyon, TX 79015
(806) 468-5543

Fire
James Amerson
1111 East Loop 335
Amarillo, TX 79118
(806) 477-1750

Information Technology
Brandon Grubbs
501 16th Street, Ste. 204
Canyon, TX 79015
(806) 468-5513

Justice of the Peace Precinct #1
Judge Tracy Byrd
501 16th Street, Ste. 307
Canyon, TX 79015
(806) 468-5606

Juvenile Probation
Joe Barton
9300 South Georgia
Amarillo, TX 79118
(806) 468-5706

(806) 468-5556

251st District Court
Judge Ana Estevez
2309 Russell Long Blvd.
Canyon, TX 79015
(806) 468-5563

Elections Administrator
Shannon Lackey
1604 5th Avenue
Canyon, TX 79015
(806) 468-5524

Facilities
Craig Weigle
101 16th Street
Canyon, TX 79015
(806) 654-2727

Human Resources
Warren Pitt
501 16th Street, Ste. 302
Canyon, TX 79015
(806) 468-1703

Judicial Enforcement
Dawn Cole
2309 Russell Long Blvd.
Canyon, TX 79015
(806) 468-5560

Justice of the Peace Precinct #4
Judge Clay Houdashell
4320 S. Western
Amarillo, TX 79109
(806) 468-5658

Mental Health Coordinator
Nancy Smith
4320 S. Western
Amarillo, TX 79109
(806) 468-5608

Purchasing

Laurie Jones
501 16th Street, Ste. 300
Canyon, TX 79015
(806) 468-5546

Sheriff

Joel W. Richardson
9100 South Georgia
Amarillo, TX 79118
(806) 468-5800

Tax Assessor/Collector

Christina McMurray
Canyon Office:
501 16th Street, Ste. 200
Canyon, TX 79015
(806) 468-5540

Road and Bridge

Tim Sorrells
301 West Highway 60
Canyon, TX 79015
(806) 655-3861

Tax Assessor/Collector

Christina McMurray
Amarillo Office:
4320 S. Western
Amarillo, TX 79109
(806) 468-5654

Treasurer

Glenna Canada
501 16th Street, Ste. 201
Canyon, TX 79015
(806) 468-5535

ORDER NUMBER 2018- 45

ORDER OF THE RANDALL COUNTY COMMISSIONERS'

COURT SETTING THE 2018 TAX RATE FOR THE

COUNTY OF RANDALL, STATE OF TEXAS

WHEREAS, the applicable statutes of the State of Texas require an annual determination by the Randall County Commissioners' Court of the Tax Rate for Randall County, Texas based upon the actual financial needs of the county for the year in which such tax rate is to be determined and set, as provided by Article 26.05 (a) and (b) of the Texas Tax Code;

AND WHEREAS, it has come to the attention of the Randall County Commissioners' Court from the statutory sources of information upon which it may rely regarding the financial needs of Randall County for the current period beginning in 2018, that the tax rate for the year 2018 must be set according to law at .43126 cents per one hundred dollar (\$100) valuation, in order to meet the money needs of Randall County under the law in the judgment of the Randall County Commissioners' Court, the same to be broken down by the proper authorities of this county into two components based upon needs for maintenance and operation and for payment of principal and interest on debt retirement for Randall County;

NOW THEREFORE, this Court hereby ORDAINS AND ORDERS in a regular session hereof that the 2018 Tax Rate for Randall County be and the same is hereby ADOPTED on \$100.00 valuation for the tax year 2018, as follows:

\$.37898	for the purpose of maintenance and operation
\$.05228	for the payment of principal and interest on debt of this County
\$.43126	TOTAL TAX RATE

THIS TAX RATE WILL RAISE MORE TAXES FOR MAINTENANCE AND OPERATIONS THAN LAST YEAR'S TAX RATE. THE TAX RATE WILL EFFECTIVELY BE RAISED BY .10 PERCENT AND WILL RAISE TAXES FOR MAINTENANCE AND OPERATIONS ON A \$100,000 HOME BY APPROXIMATELY \$.36.

BE IT FURTHER ORDAINED AND ORDERED, that the 2018 original Tax Levy for Randall County is \$43,170,199.

ACCORDINGLY, the Tax Assessor-Collector of Randall County, Texas is hereby authorized to assess and collect the taxes of Randall County, Texas in accordance herewith.

SO ORDERED AND ORDAINED on this the 18th day of September, 2018 to which witness the hand of the Randall County Judge on the date last written above herein.



Ernie Houdashell, Randall County Judge

ATTEST:



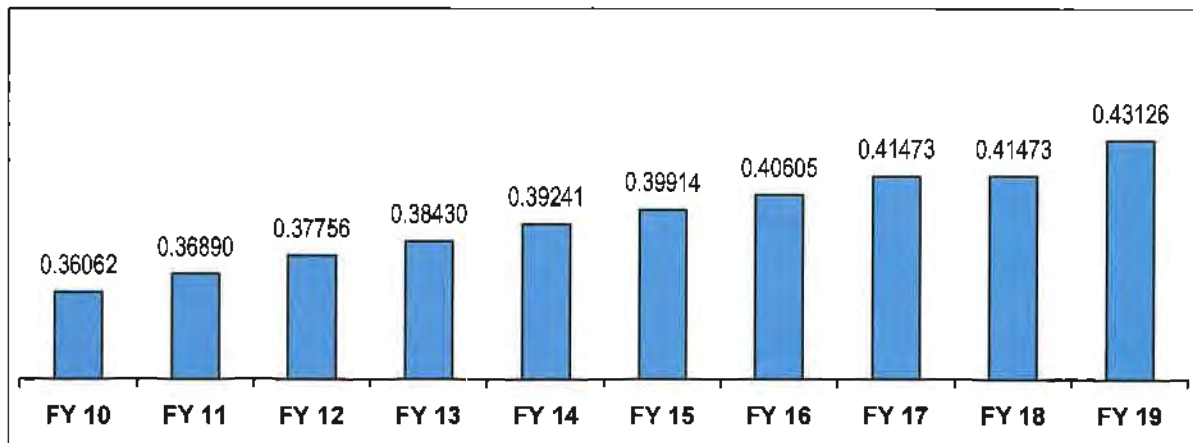


Renee Calhoun, Randall County Clerk

Randall County, Texas
Property Tax Rates
 (Per \$100 of Assessed Value)
 Last Ten Fiscal Years

Property Tax Rate - The FY19 tax rate is .43126 cents, a modest increase from the previous year. The chart below depicts the trend in the ad valorem tax rate for the last ten years. Property tax revenue has increased from \$22.8 million in FY10 to a budgeted \$37.3 million in FY19. It is expected there will be increases in the tax rate in future years, due to county population growth and increased services to Randall County citizens.

<u>Fiscal Year</u>	<u>Operations</u>	<u>Debt</u>	<u>Total Rate</u>
2010	.32407	.03655	.36062
2011	.32407	.04483	.36890
2012	.33217	.04539	.37756
2013	.34047	.04383	.38430
2014	.34977	.04264	.39241
2015	.35162	.04752	.39914
2016	.36405	.04200	.40605
2017	.36696	.04777	.41473
2018	.37339	.04134	.41473
2019	.37898	.05228	.43126



**RANDALL COUNTY, TEXAS
FISCAL YEAR 2018-2019 PAY SCHEDULE**

Pay Range	Base	1%	2%	3%	4%	5%	6%	7%	8%	8.5%	Midpoint	Maximum
1	15,944.17	16,103.61	16,263.05	16,422.50	16,581.94	16,741.38	16,900.82	17,060.26	17,219.70	17,299.43	19,133.00	22,321.84
2	16,741.38	16,908.79	17,076.21	17,243.62	17,411.03	17,578.45	17,745.86	17,913.28	18,080.69	18,164.40	20,089.66	23,437.93
3	17,578.45	17,754.23	17,930.02	18,105.80	18,281.59	18,457.37	18,633.16	18,808.94	18,984.72	19,072.62	21,094.14	24,609.83
4	18,457.37	18,641.94	18,826.52	19,011.09	19,195.67	19,380.24	19,564.81	19,749.39	19,933.96	20,026.25	22,148.84	25,840.32
5	19,380.24	19,574.04	19,767.84	19,961.65	20,155.45	20,349.25	20,543.05	20,736.86	20,930.66	21,027.56	23,256.29	27,132.33
6	20,349.25	20,552.74	20,756.24	20,959.73	21,163.22	21,366.71	21,570.21	21,773.70	21,977.19	22,078.94	24,419.10	28,488.95
7	21,366.71	21,580.38	21,794.05	22,007.72	22,221.38	22,435.05	22,648.72	22,862.38	23,076.05	23,182.88	25,640.06	29,913.40
8	22,435.05	22,659.40	22,883.75	23,108.10	23,332.45	23,556.80	23,781.15	24,005.50	24,229.85	24,342.03	26,922.06	31,409.07
9	23,556.80	23,792.37	24,027.94	24,263.51	24,499.07	24,734.64	24,970.21	25,205.78	25,441.35	25,559.13	28,268.16	32,979.52
10	24,734.64	24,981.99	25,229.33	25,476.68	25,724.03	25,971.37	26,218.72	26,466.07	26,713.41	26,837.09	29,681.57	34,628.50
11	25,971.37	26,231.09	26,490.80	26,750.52	27,010.23	27,269.94	27,529.66	27,789.37	28,049.08	28,178.94	31,165.65	36,359.92
12	27,269.94	27,542.64	27,815.34	28,088.04	28,360.74	28,633.44	28,906.14	29,178.84	29,451.54	29,587.89	32,723.93	38,177.92
13	28,633.44	28,919.77	29,206.11	29,492.44	29,778.78	30,065.11	30,351.45	30,637.78	30,924.12	31,067.28	34,360.13	40,086.82
14	30,065.11	30,365.76	30,666.41	30,967.07	31,267.72	31,568.37	31,869.02	32,169.67	32,470.32	32,620.65	36,078.13	42,091.16
15	31,568.37	31,884.05	32,199.73	32,515.42	32,831.10	33,146.79	33,462.47	33,778.15	34,093.84	34,251.68	37,882.04	44,195.71
16	33,146.79	33,478.25	33,809.72	34,141.19	34,472.66	34,804.13	35,135.59	35,467.06	35,798.53	35,964.26	39,776.14	46,405.50
17	34,804.13	35,152.17	35,500.21	35,848.25	36,196.29	36,544.33	36,892.37	37,240.41	37,588.46	37,762.48	41,764.95	48,725.78
18	36,544.33	36,909.77	37,275.22	37,640.66	38,006.10	38,371.55	38,736.99	39,102.43	39,467.88	39,650.60	43,853.20	51,162.06
19	38,371.55	38,755.26	39,138.98	39,522.69	39,906.41	40,290.13	40,673.84	41,057.56	41,441.27	41,633.13	46,045.86	53,720.17
20	40,290.13	40,693.03	41,095.93	41,498.83	41,901.73	42,304.63	42,707.53	43,110.43	43,513.34	43,714.79	48,348.15	56,406.18
21	42,304.63	42,727.68	43,150.72	43,573.77	43,996.82	44,419.86	44,842.91	45,265.96	45,689.00	45,900.53	50,765.56	59,226.48
22	44,419.86	44,864.06	45,308.26	45,752.46	46,196.66	46,640.86	47,085.06	47,529.25	47,973.45	48,195.55	53,303.84	62,187.81
23	46,640.86	47,107.27	47,573.67	48,040.08	48,506.49	48,972.90	49,439.31	49,905.72	50,372.13	50,605.33	55,969.03	65,297.20
24	48,972.90	49,462.63	49,952.36	50,442.09	50,931.82	51,421.54	51,911.27	52,401.00	52,890.73	53,135.60	58,767.48	68,562.06
25	51,421.54	51,935.76	52,449.98	52,964.19	53,478.41	53,992.62	54,506.84	55,021.05	55,535.27	55,792.38	61,705.85	71,990.16
26	53,992.62	54,532.55	55,072.47	55,612.40	56,152.33	56,692.25	57,232.18	57,772.11	58,312.03	58,581.99	64,791.15	75,589.67
27	56,692.25	57,259.18	57,826.10	58,393.02	58,959.94	59,526.87	60,093.79	60,660.71	61,227.63	61,511.09	68,030.70	79,369.15
28	59,526.87	60,122.13	60,717.40	61,312.67	61,907.94	62,503.21	63,098.48	63,693.75	64,289.01	64,586.65	71,432.24	83,337.61
29	62,503.21	63,128.24	63,753.27	64,378.30	65,003.34	65,628.37	66,253.40	66,878.43	67,503.47	67,815.98	75,003.85	87,504.49
30	65,628.37	66,284.65	66,940.94	67,597.22	68,253.50	68,909.79	69,566.07	70,222.35	70,878.64	71,206.78	78,754.04	91,879.72
31	68,909.79	69,598.89	70,287.98	70,977.08	71,666.18	72,355.28	73,044.37	73,733.47	74,422.57	74,767.12	82,691.74	96,473.70
32	72,355.28	73,078.83	73,802.38	74,525.94	75,249.49	75,973.04	76,696.59	77,420.15	78,143.70	78,505.48	86,826.33	101,297.39
33	75,973.04	76,732.77	77,492.50	78,252.23	79,011.96	79,771.69	80,531.42	81,291.15	82,050.88	82,430.75	91,167.65	106,362.26
34	79,771.69	80,569.41	81,367.13	82,164.84	82,962.56	83,760.28	84,557.99	85,355.71	86,153.43	86,552.29	95,726.03	111,680.37
35	83,760.28	84,597.88	85,435.48	86,273.09	87,110.69	87,948.29	88,785.89	89,623.50	90,461.10	90,879.90	100,512.33	117,264.39
36	87,948.29	88,827.77	89,707.26	90,586.74	91,466.22	92,345.71	93,225.19	94,104.67	94,984.15	95,423.90	105,537.95	123,127.61
37	92,345.71	93,269.16	94,192.62	95,116.08	96,039.53	96,962.99	97,886.45	98,809.91	99,733.36	100,195.09	110,814.85	129,283.99
38	96,962.99	97,932.62	98,902.25	99,871.88	100,841.51	101,811.14	102,780.77	103,750.40	104,720.03	105,204.85	116,355.59	135,748.19
39	101,811.14	102,829.25	103,847.36	104,865.47	105,883.59	106,901.70	107,919.81	108,937.92	109,956.03	110,465.09	122,173.37	142,535.60
40	106,901.70	107,970.71	109,039.73	110,108.75	111,177.77	112,246.78	113,315.80	114,384.82	115,453.83	115,988.34	128,282.04	149,662.38
41	112,246.78	113,369.25	114,491.72	115,614.19	116,736.65	117,859.12	118,981.59	120,104.06	121,226.53	121,787.76	134,696.14	157,145.50
42	117,859.12	119,037.71	120,216.30	121,394.90	122,573.49	123,752.08	124,930.67	126,109.26	127,287.85	127,877.15	141,430.95	165,002.77

RANDALL COUNTY, TEXAS
FISCAL YEAR 2018-2019 ADOPTED BUDGET - ALL FUNDS

TYPE/ NAME		ESTIMATED BEGINNING BALANCE 10/1/2018	BUDGETED REVENUES FY 2019	BUDGETED EXPENDITURES FY 2019	REVENUES OVER (UNDER) EXPENDITURES	BUDGETED TRANSFERS IN FY 2019	BUDGETED TRANSFERS OUT FY 2019	ESTIMATED ENDING BALANCE 9/30/2019
<u>RANDALL COUNTY FUNDS</u>								
<u>GENERAL FUND</u>								
010	General	\$ 12,777,069	\$ 51,466,761	\$ 47,009,222	\$ 4,457,539	\$ 337,000	\$ 5,481,999	\$ 12,089,608
	Total General Fund	12,777,069	51,466,761	47,009,222	4,457,539	337,000	5,481,999	12,089,608
<u>SPECIAL REVENUE FUNDS</u>								
012	JP Security Fund	24,361	4,454	3,000	1,454	0	0	25,815
013	County Clerk Technology Fund	3,411	2,725	4,500	(1,775)	0	0	1,636
014	County Clerk Preservation Fund	3,256	5,035	5,000	35	0	0	3,291
016	Sheriff Forfeiture Funds	52,679	55,350	18,500	36,850	0	0	89,529
018	District Clerk Technology Fund	2,549	2,045	3,000	(955)	0	0	1,594
019	District Clerk Preservation Fund	82,613	22,500	41,730	(19,230)	0	0	63,383
020	Unclaimed Property	3,648	650	25	625	0	0	4,273
021	Law Library	102,422	66,700	58,200	8,500	0	0	110,922
028	Tax A/C Motor Vehicle Inventory Tax	25,195	19,250	19,043	207	0	0	25,402
029	District Clerk Records Archive Fund	32,071	22,650	43,660	(21,010)	0	0	11,061
031	Courthouse & Justice Center Security	43,970	50,350	540,639	(490,289)	448,000	0	1,681
032	County Records Management	7,655	41,100	66,381	(25,281)	18,500	0	874
033	County Clerks Records Management	274,430	117,200	191,568	(74,368)	0	0	200,062
034	Justice of the Peace Pct. #1 Technology	13,867	12,135	6,000	6,135	0	0	20,002
035	Justice of the Peace Pct. #4 Technology	8,952	5,100	6,000	(900)	0	0	8,052
036	Election	104,631	76,500	98,650	(22,150)	0	0	82,481
037	District Clerk Records Management	29,781	12,450	38,660	(26,210)	0	0	3,571
038	County Clerks Archive	171,728	112,350	164,580	(52,230)	0	0	119,498
039	District Clerk - AGC IV-E	30,748	400	23,000	(22,600)	0	0	8,148
070	CDA - Check Collection/Disbursement	40,697	9,600	40,448	(30,848)	0	197	9,652
071	CDA - State Deposits	0	22,525	22,723	(198)	197	0	(0)
072	CDA - Forfeiture Funds	4,618	80,300	82,383	(2,083)	0	0	2,535
075	Pre-Trial Diversion Fund	96,190	51,000	88,711	(37,711)	0	0	58,479
081	Jail Commissary	328,958	249,500	272,399	(22,899)	0	0	306,058
	Total Special Revenue Funds	1,488,429	1,041,869	1,838,801	(796,932)	466,697	337,197	1,157,997
<u>DEBT SERVICE FUND</u>								
030	Debt Service	146,364	5,125,584	5,221,949	(96,365)	0	0	50,000
	Total Debt Service Fund	146,364	5,125,584	5,221,949	(96,365)	0	0	50,000

10

Cont'd.

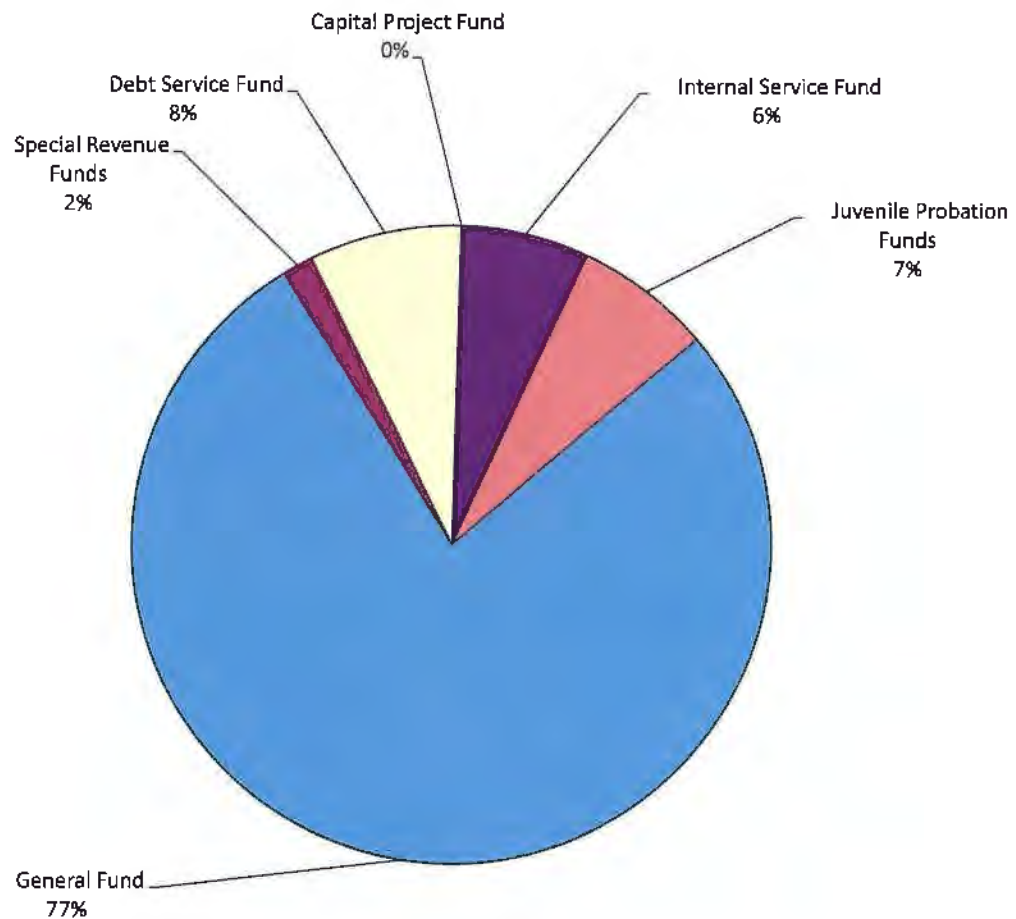
**RANDALL COUNTY, TEXAS
FISCAL YEAR 2018-2019 ADOPTED BUDGET - ALL FUNDS**

TYPE/ NAME	ESTIMATED BEGINNING BALANCE 10/1/2018	BUDGETED REVENUES FY 2019	BUDGETED EXPENDITURES FY 2019	REVENUES OVER (UNDER) EXPENDITURES	BUDGETED TRANSFERS IN FY 2019	BUDGETED TRANSFERS OUT FY 2019	ESTIMATED ENDING BALANCE 9/30/2019
<u>RANDALL COUNTY FUNDS - Cont'd.</u>							
<u>CAPITAL PROJECTS FUND</u>							
041 Radio Communications System	6,155,143	20,000	6,175,143	(6,155,143)	0	0	0
045 Justice Center/Annex	(0)	0	0	0	0	0	(0)
Total Capital Projects Funds	<u>6,155,143</u>	<u>20,000</u>	<u>6,175,143</u>	<u>(6,155,143)</u>	<u>0</u>	<u>0</u>	<u>(0)</u>
<u>INTERNAL SERVICE FUND</u>							
027 Health Care	2,781,372	4,307,401	4,581,862	(274,461)	0	0	2,506,911
Total Internal Service Fund	<u>2,781,372</u>	<u>4,307,401</u>	<u>4,581,862</u>	<u>(274,461)</u>	<u>0</u>	<u>0</u>	<u>2,506,911</u>
Total Randall County Funds	<u>23,348,377</u>	<u>61,961,615</u>	<u>64,826,977</u>	<u>(2,865,362)</u>	<u>803,697</u>	<u>5,819,196</u>	<u>15,804,516</u>
<u>JUVENILE PROBATION FUNDS</u>							
<u>GENERAL</u>							
011 Juvenile Probation General	265,000	80,209	2,644,951	(2,564,742)	2,444,742	145,000	(0)
Total General Fund	<u>265,000</u>	<u>80,209</u>	<u>2,644,951</u>	<u>(2,564,742)</u>	<u>2,444,742</u>	<u>145,000</u>	<u>(0)</u>
<u>SPECIAL REVENUE</u>							
022 Juvenile Probation State Budget	727,401	1,008,659	1,065,274	(56,615)	0	71,185	599,601
050 Youth Center of the High Plains Operations	125,000	3,541,471	6,132,413	(2,590,942)	2,641,942	51,000	125,000
051 Next Step Home Operations	55,607	750	10,850	(10,100)	0	0	45,507
Total Special Revenue Funds	<u>908,008</u>	<u>4,550,880</u>	<u>7,208,537</u>	<u>(2,657,657)</u>	<u>2,641,942</u>	<u>122,185</u>	<u>770,107</u>
<u>CAPITAL PROJECTS FUND</u>							
042 Juvenile Center Improvement	182,747	1,000	278,000	(277,000)	196,000	0	101,747
Total Capital Project Fund	<u>182,747</u>	<u>1,000</u>	<u>278,000</u>	<u>(277,000)</u>	<u>196,000</u>	<u>0</u>	<u>101,747</u>
Total Juvenile Probation Funds	<u>1,355,754</u>	<u>4,632,089</u>	<u>10,131,489</u>	<u>(5,499,400)</u>	<u>5,282,684</u>	<u>267,185</u>	<u>871,854</u>
TOTAL ALL FUNDS	<u>\$ 24,704,131</u>	<u>\$ 66,593,704</u>	<u>\$ 74,958,465</u>	<u>\$ (8,364,761)</u>	<u>\$ 6,086,381</u>	<u>\$ 6,086,381</u>	<u>\$ 16,676,370</u>

ALL BUDGETED FUNDS

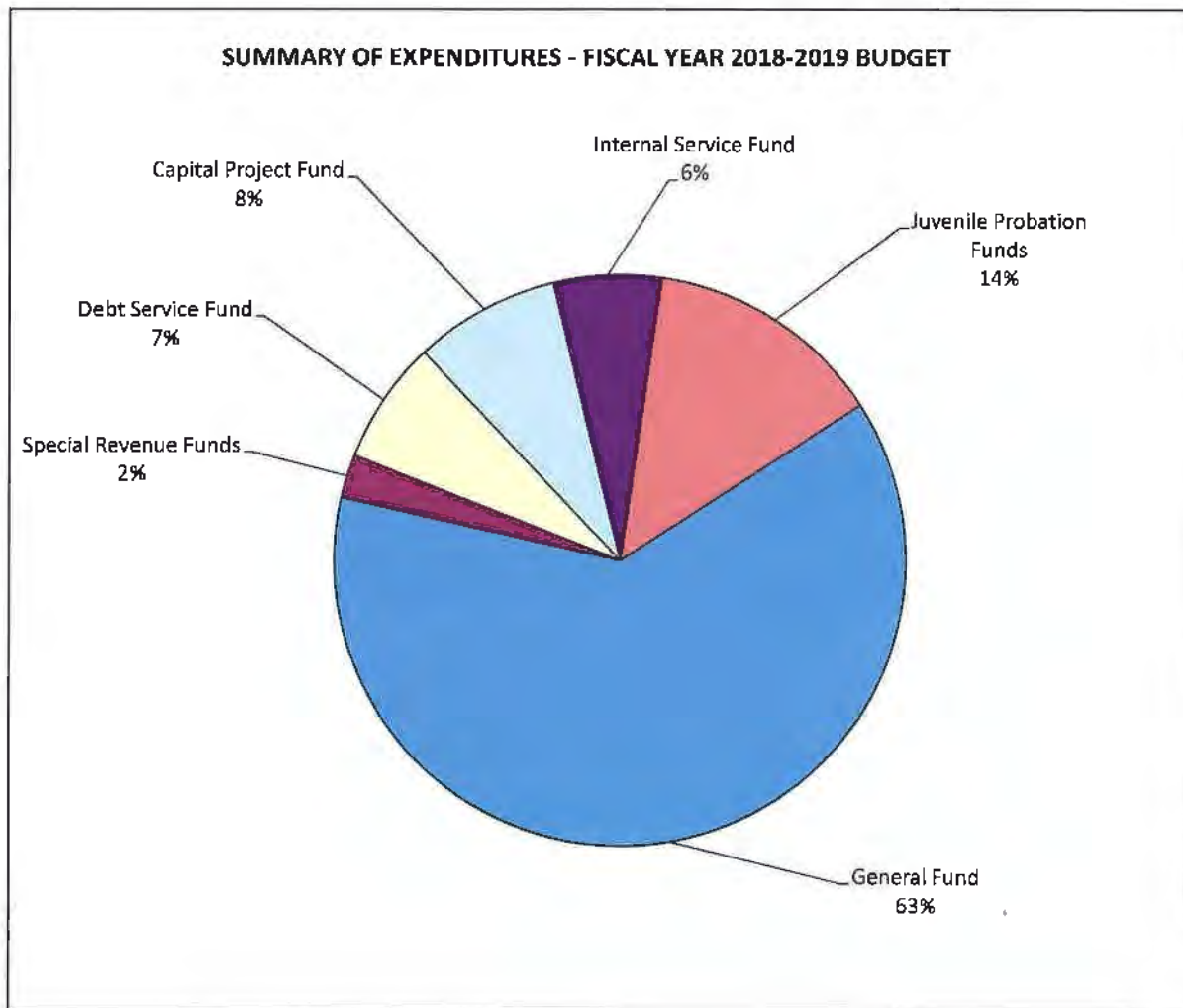
	Revenues
General Fund	51,466,761
Special Revenue Funds	1,041,869
Debt Service Fund	5,125,584
Capital Project Fund	20,000
Internal Service Fund	4,307,401
Juvenile Probation Funds	4,632,089
	<hr/>
	<u>\$66,593,704</u>

SUMMARY OF REVENUE - FISCAL YEAR 2018-2019 BUDGET



ALL BUDGETED FUNDS

	Expenditures
General Fund	47,009,222
Special Revenue Funds	1,838,801
Debt Service Fund	5,221,949
Capital Project Fund	6,175,143
Internal Service Fund	4,581,862
Juvenile Probation Funds	10,131,489
	<u>10,131,489</u>
	<u>\$74,958,465</u>



**RANDALL COUNTY, TEXAS
FISCAL YEAR 2018-2019 BUDGET
GENERAL FUND SUMMARY**

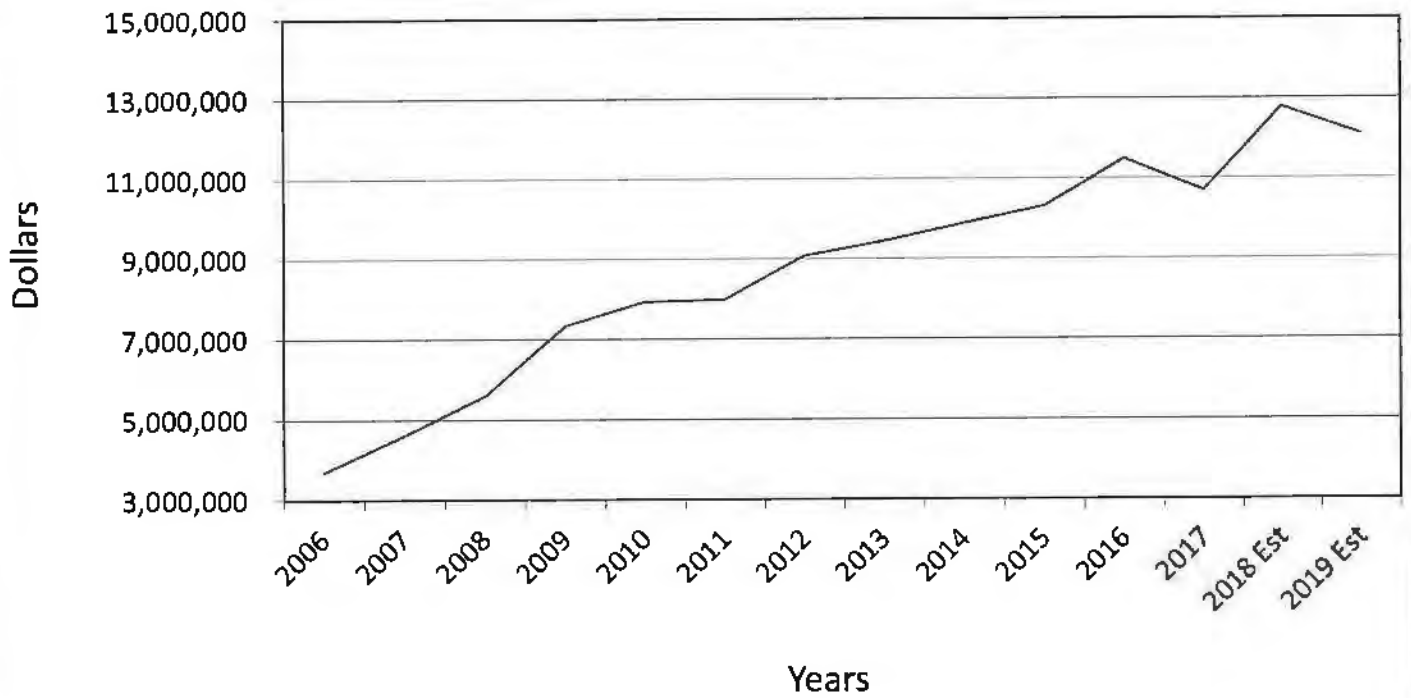
ACCOUNT	For 9 months ended			
	2017 Actual	6/30 2018 Actual	Amended 2018 Budget	2019 Budget
Total Revenues	\$ 46,525,778	\$ 49,112,464	\$ 51,705,097	\$ 51,466,761
Total Expenditures	44,142,943	31,955,749	46,471,113	47,009,222
Total Transfers In	743,010	88,429	88,429	337,000
Total Transfers Out	4,816,107	4,388,177	5,717,570	5,481,999

Summary of General Fund		2019 Budget
Revenues		\$ 51,466,761
Expenditures		47,009,222
Excess (Deficiency) of Revenues Over (Under) Expenditures		4,457,539
Transfers In from Other Funds		337,000
Transfers Out to Other Funds		5,481,999
Net Transfers		(5,144,999)
Net Change in Fund Balance		(687,460)
Estimated Beginning Fund Balance (10/1/18)		12,777,069
Estimated Ending Fund Balance (9/30/19)		\$ 12,089,608

General Fund

<u>Year</u>	<u>Unassigned Fund Balance</u>
2006	3,697,594
2007	4,614,419
2008	5,594,066
2009	7,334,185
2010	7,932,794
2011	7,981,493
2012	9,069,963
2013	9,442,071
2014	9,880,766
2015	10,302,802
2016	11,481,505
2017	10,685,695
2018 Est	12,777,069
2019 Est	12,089,608

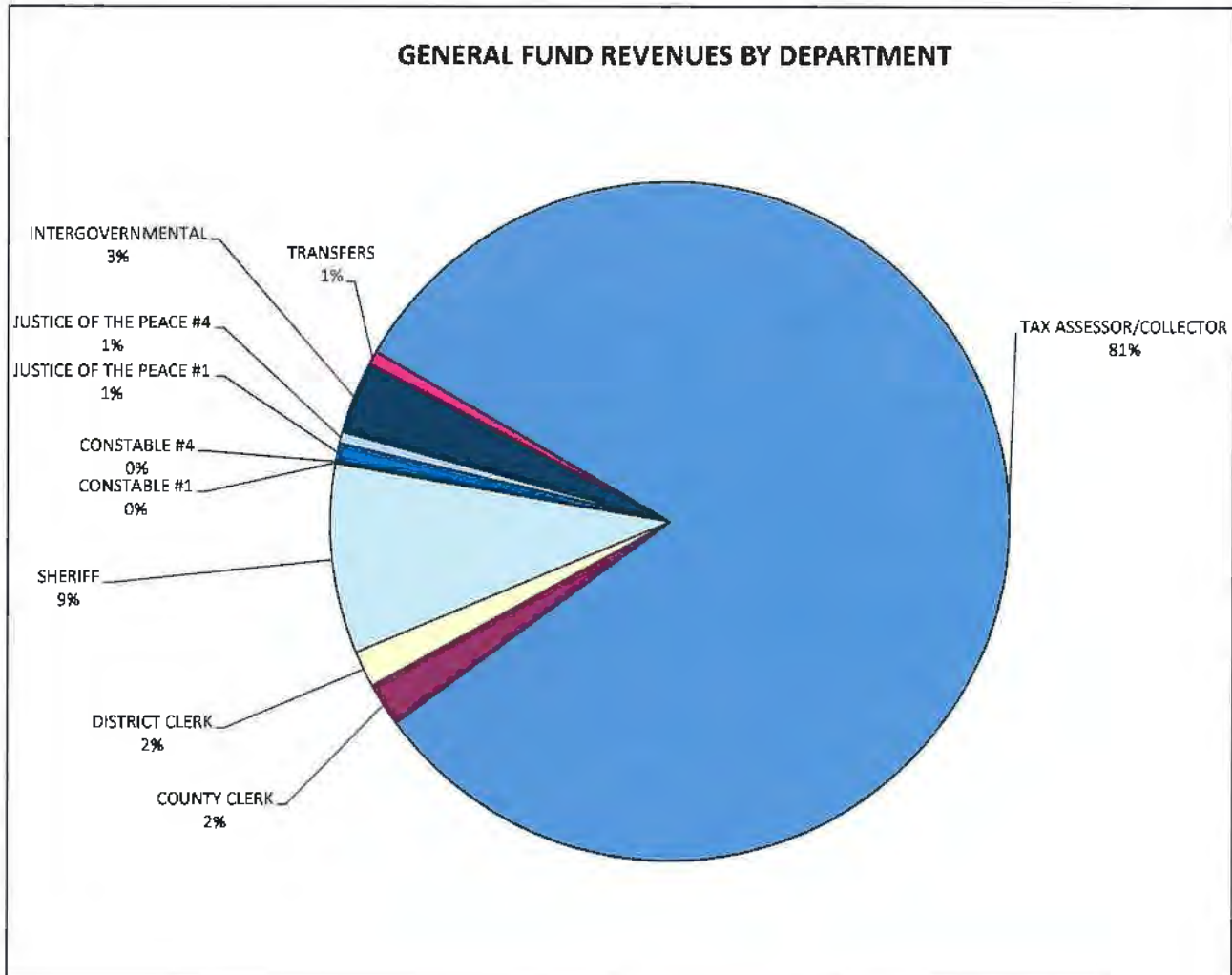
**General Fund Balance
Last 12 Years and Estimated**



**RANDALL COUNTY, TEXAS
FISCAL YEAR 2018-2019 BUDGET**

General Fund Revenues by Department

TAX ASSESSOR/COLLECTOR	\$42,222,942
COUNTY CLERK	1,086,200
DISTRICT CLERK	905,780
SHERIFF	4,682,810
CONSTABLE #1	30,500
CONSTABLE #4	25,500
JUSTICE OF THE PEACE #1	438,650
JUSTICE OF THE PEACE #4	286,000
INTERGOVERNMENTAL	1,788,379
TRANSFERS	337,000
	<u>\$51,803,761</u>



RANDALL COUNTY, TEXAS
FISCAL YEAR 2018-2019 BUDGET
General Fund Revenues by Department

ACCOUNT DESCRIPTION	For 9 months ended			
	2017 Actual	6/30 2018 Actual	Amended 2018 Budget	2019 Budget
<u>Tax Assesor/Collector</u>				
Ad Valorem Taxes	\$ 32,309,797	\$ 35,744,803	\$ 35,845,042	\$ 37,357,262
Delinquent Taxes	535,877	317,714	450,000	500,000
Payment-in-Lieu of Taxes	2,139	2,271	0	328,400
Tax Assesor/Collector Fees	734,227	586,107	735,000	757,280
Auto Registration	360,000	360,000	360,000	360,000
Optional Auto Registration - R&B	1,387,124	1,062,770	1,400,000	1,410,000
Vehicle Sales Tax - R&B	136	593	0	0
Vehicle Sales Tax	1,458,077	1,436,394	1,415,000	1,435,000
Voter Registration Reimbursement	0	10,647	0	0
Credit Card Fees	96,900	84,496	95,000	75,000
Total Assesor/Collector	36,884,276	39,605,795	40,300,042	42,222,942
<u>County Clerk</u>				
Non-Court Fees	563,205	399,072	540,000	500,000
Criminal Case Fines	460,214	391,184	422,500	500,000
Civil Case Fees	72,341	65,082	80,000	80,000
Court Reporter Fees - Civil	885	690	1,000	700
Extradition Fees	316	965	550	1,000
Credit Card Fees	0	3	0	0
E-Filing	4,406	3,596	4,000	4,500
Total County Clerk	1,101,367	860,591	1,048,050	1,086,200
<u>District Clerk</u>				
Criminal Case Fines	315,848	287,718	280,000	335,000
Criminal Case Fees	290,425	242,553	275,000	300,000
Civil Case Fees	216,076	193,532	200,000	225,000
Court Reporter Fees - Civil	20,500	16,157	20,000	20,000
Judiciary Fee	301	236	280	280
Child Attendant Fee	1,239	1,299	1,400	1,500
E-Filing	24,263	19,616	20,100	24,000
Total District Clerk	868,652	761,112	796,780	905,780
<u>Sheriff</u>				
Bail Bond Fees	2,725	1,625	2,500	2,500
City of Canyon-Communication Services	167,749	143,871	191,828	212,810
Civil Case Fees	287,944	209,682	275,000	285,000
Criminal Case Fees	81,016	59,795	80,000	80,000
Employee Meal Tickets	53,216	41,821	50,000	51,000
Grants - Sheriff	26,457	15,092	36,935	0
Inmate Healthcare Reimb	105,779	70,457	97,000	97,000
Jail Bed Revenue	3,389,101	2,636,530	2,950,000	3,400,000
Miscellaneous	111,492	73,160	115,000	115,000
Non-Court Fees	7,136	9,438	6,000	10,000
SCAAP Grant	0	0	4,000	0
Social Security	4,800	2,800	6,000	4,500
Work Release	9,093	11,331	10,000	10,000
Other Sheriff Revenue	512,578	450,062	450,000	415,000
Total Sheriff	4,759,085	3,725,664	4,274,263	4,682,810
<u>Constable Precinct #1</u>				
Civil Service Fees	585	75	500	500
Criminal Service Fees	28,914	23,663	28,500	30,000
Total Constable Precinct #1	29,499	23,738	29,000	30,500

RANDALL COUNTY, TEXAS
FISCAL YEAR 2018-2019 BUDGET
General Fund Revenues by Department

ACCOUNT DESCRIPTION	For 9 months ended			
	2017 Actual	6/30 2018 Actual	Amended 2018 Budget	2019 Budget
<u>Constable Precinct #4</u>				
Civil Service Fees	5,400	5,850	5,000	5,500
Criminal Service Fees	20,038	12,792	20,000	20,000
Total Constable Precinct #1	25,438	18,642	25,000	25,500
<u>Justice of Peace Precinct #1</u>				
Criminal Case Fines	413,572	342,121	415,000	425,000
Defensive Driving Fee	3,524	2,990	3,750	3,650
Civil Case Fees	10,277	11,443	10,000	10,000
Total Justice of Peace Precinct #1	427,373	356,554	428,750	438,650
<u>Justice of Peace Precinct #4</u>				
Criminal Case Fines	188,405	186,466	210,000	245,000
Defensive Driving Fee	1,198	1,049	2,000	1,000
Civil Case Fees	40,818	50,939	38,000	40,000
Total Justice of Peace Precinct #4	230,420	238,454	250,000	286,000
<u>Intergovernmental & Miscellaneous</u>				
CDA IV-E CPS Grant	28,580	4,844	32,400	34,885
CDA Medical Reports	54,365	51,480	50,000	50,000
CDA Witness Reimbursement	7,524	12,575	10,000	10,000
CDA Credit Card Fees	68	25	100	25
County Court-at-Law State Supplement	168,000	126,000	168,000	168,000
County Judge State Supplement	20,854	20,150	25,200	25,200
District Attorney State Supplement	4,278	3,209	4,200	4,200
Court Appointed Attorney Grant	126,615	50,051	100,000	100,000
Court Cost Fund - Criminal Case Fees	89,274	47,254	95,000	95,000
Donated Receipts	133,290	640,313	649,314	15,000
Texas Forest Service Grants	26,716	12,286	10,500	10,500
CJD Grants - District Atty	142,705	92,489	164,590	123,069
Jury Fund Reimbursement	24,310	19,584	18,800	20,000
Lateral Road Funds	33,840	33,840	33,500	33,500
Longevity Pay - Assistant CDA	35,718	24,326	31,000	40,000
Misc. Road & Bridge Revenue	113	9,720	0	15,000
Misc. Intergovernmental Revenue	119,175	70,054	100,000	95,000
Mixed Beverage Taxes	239,609	128,536	218,000	250,000
Other Revenue	72,839	39,710	25,000	50,000
Rental Income	62,968	51,984	61,000	61,000
TCEQ - Waste Management Fees	11,685	7,047	10,500	10,500
Tobacco Settlement	19,929	22,024	15,000	20,000
Wheel & Axle Fees	68,681	33,363	65,000	65,000
Proceeds from Asset Disposal	475,648	30,483	78,910	85,000
Insurance Recovery	6,407	1,662,765	2,377,198	7,500
Interest Earnings	226,475	327,802	210,000	400,000
Total Intergovernmental & Miscellaneous	2,199,666	3,521,914	4,553,212	1,788,379
Total General Fund Revenue	46,525,778	49,112,464	51,705,097	51,466,761
<u>Other Financing Source</u>				
Capital Lease	664,484	0	0	0
Transfers from Other Funds	78,526	88,429	88,429	337,000
Total General Fund Revenue and Financing Sources	\$ 47,268,788	\$ 49,200,893	\$ 51,793,526	\$ 51,803,761

**RANDALL COUNTY, TEXAS
FISCAL YEAR 2018-2019 BUDGET
General Fund Revenues by Source/Department**

ACCOUNT DESCRIPTION	For 9 months ended			
	2017 Actual	6/30 2018 Actual	Amended 2018 Budget	2019 Budget
TAXES				
<u>Tax Assessor/Collector</u>				
Ad Valorem Taxes	32,309,797	35,744,803	35,845,042	37,357,262
Delinquent Taxes	535,877	317,714	450,000	500,000
Payment-in-Lieu of Taxes	2,139	2,271	0	328,400
Vehicle Sales Tax	136	593	0	0
Vehicle Sales Tax GF - 20%	1,458,077	1,436,394	1,415,000	1,435,000
Total Taxes	\$34,306,025	\$37,501,775	\$37,710,042	\$39,620,662
FEES				
<u>Tax Assessor/Collector</u>				
Tax Assessor/Collector Fees	734,227	586,107	735,000	757,280
Auto Registration	360,000	360,000	360,000	360,000
Optional Auto Registration	1,387,124	1,062,770	1,400,000	1,410,000
Credit Card Fees	96,900	84,496	95,000	75,000
<u>County Clerk</u>				
Non-Court Fees	563,205	399,072	540,000	500,000
Civil Case Fees	72,341	65,082	80,000	80,000
Court Reporter Fees	885	690	1,000	700
E-Filing	4,406	3,596	4,000	4,500
Credit Card Fees	0	3	0	0
<u>Courts-Court Cost Fund</u>				
Criminal Case Fees	89,274	47,254	95,000	95,000
<u>Criminal District Attorney</u>				
Credit Card Fees	68	25	100	25
<u>District Clerk</u>				
Criminal Case Fees	290,425	242,553	275,000	300,000
Civil Case Fees	216,076	193,532	200,000	225,000
Court Reporter Fees - Civil	20,500	16,157	20,000	20,000
Judiciary Fee	301	236	280	280
Child Attendant Fee	1,239	1,299	1,400	1,500
E-Filing	24,263	19,616	20,100	24,000
<u>Justice of Peace Precinct #1</u>				
Defensive Driving Fee	3,524	2,990	3,750	3,650
Civil Case Fees	10,277	11,443	10,000	10,000
<u>Justice of Peace Precinct #4</u>				
Defensive Driving Fee	1,198	1,049	2,000	1,000
Civil Case Fees	40,818	50,939	38,000	40,000
<u>Sheriff</u>				
Bail Bond Fees	2,725	1,625	2,500	2,500
Non-Court Fees	7,136	9,438	6,000	10,000
Criminal Case Fees	81,016	59,795	80,000	80,000
Civil Case Fees	287,944	209,682	275,000	285,000
Work Release	9,093	11,331	10,000	10,000
Employee Meal Tickets	53,216	41,821	50,000	51,000
<u>Constable Precinct #1</u>				
Civil Service Fees	585	75	500	500
Criminal Service Fees	28,914	23,663	28,500	30,000
<u>Constable Precinct #4</u>				
Civil Service Fees	5,400	5,850	5,000	5,500
Criminal Service Fees	20,038	12,792	20,000	20,000
Total Fees	\$4,413,119	\$3,524,981	\$4,358,130	\$4,402,435
FINES				
<u>County Clerk</u>				
Criminal Case Fines	460,214	391,184	422,500	500,000
<u>District Clerk</u>				
Criminal Case Fines	315,848	287,718	280,000	335,000
<u>Justice of Peace #1</u>				
Criminal Case Fines	413,572	342,121	415,000	425,000
<u>Justice of Peace #4</u>				
Criminal Case Fines	188,405	186,466	210,000	245,000
Total Fines	\$1,378,038	\$1,207,489	\$1,327,500	\$1,505,000

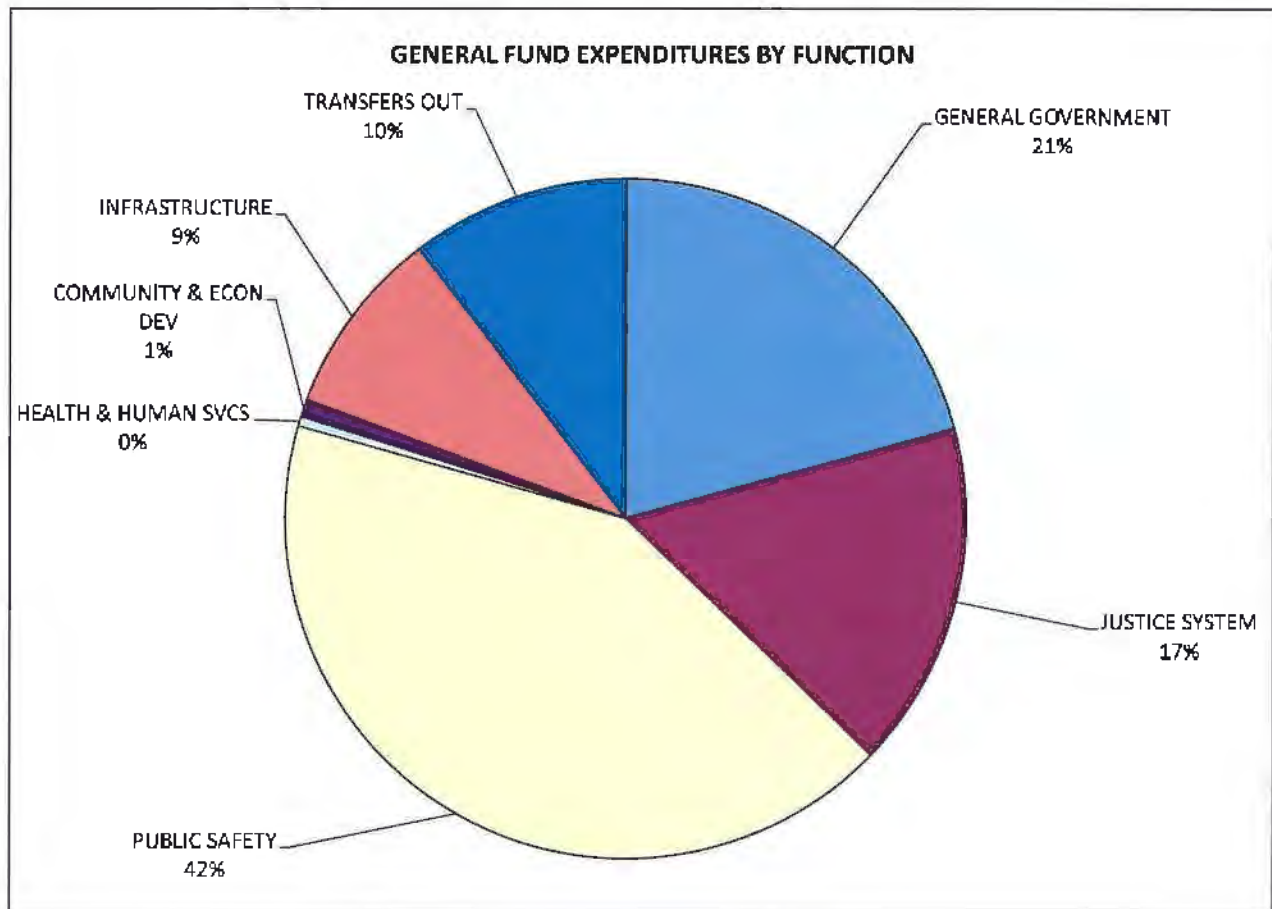
RANDALL COUNTY, TEXAS
FISCAL YEAR 2018-2019 BUDGET
General Fund Revenues by Source/Department

ACCOUNT DESCRIPTION	For 9 months ended			
	2017 Actual	6/30 2018 Actual	Amended 2018 Budget	2019 Budget
INTERGOVERNMENTAL				
<u>Sheriff</u>				
City of Canyon-Communication Services	167,749	143,871	191,828	212,810
CJD/HIDTA Grants	26,457	15,092	36,935	0
Inmate Healthcare	105,779	70,457	97,000	97,000
Jail Bed Revenue	3,389,101	2,636,530	2,950,000	3,400,000
SCAAP Grant	0	0	4,000	0
Social Security	4,800	2,800	6,000	4,500
Other Sheriff Revenue	512,578	450,062	450,000	415,000
<u>Tax Assessor/Collector</u>				
Voter Registration Reimbursement	0	10,647	0	0
<u>County Clerk</u>				
Extradition Fee	316	965	550	1,000
<u>County Judge</u>				
County Judge State Supplement	20,854	20,150	25,200	25,200
<u>Courts</u>				
County Court-at-Law State Supplement	168,000	126,000	168,000	168,000
Court Appointed Attorney Grant	126,615	50,051	100,000	100,000
Jury Fund Reimbursement	24,310	19,584	18,800	20,000
<u>Criminal District Attorney</u>				
CDA IV-E CPS Grant	28,580	4,844	32,400	34,885
CDA Medical Reports	54,365	51,480	50,000	50,000
CDA Witness Reimbursement	7,524	12,575	10,000	10,000
CJD Grants - District Atty	142,705	92,489	164,590	123,069
District Atty State Supplement	4,278	3,209	4,200	4,200
Longevity Pay - Assistant CDA	35,718	24,326	31,000	40,000
<u>Road & Bridge</u>				
Lateral Road Funds	33,840	33,840	33,500	33,500
Miscellaneous	113	9,720	0	15,000
Wheel & Axel Fees	68,681	33,363	65,000	65,000
<u>Other</u>				
Texas Forest Service Grants	26,716	12,286	10,500	10,500
Mixed Beverage Taxes	239,609	128,536	218,000	250,000
Tobacco Settlement	19,929	22,024	15,000	20,000
TCEQ - Waste Management Fees	11,685	7,047	10,500	10,500
Miscellaneous	119,175	70,054	100,000	95,000
Total Intergovernmental Revenue	\$5,339,475	\$4,052,001	\$4,793,003	\$5,205,164
MISCELLANEOUS				
Interest Earnings	226,475	327,802	210,000	400,000
Donated Receipts	133,290	640,313	649,314	15,000
Proceeds from Asset Disposal	475,648	30,483	78,910	85,000
Insurance Recovery	6,407	1,662,765	2,377,198	7,500
Rental Income	62,968	51,984	61,000	61,000
Other Revenue	184,332	112,871	140,000	165,000
Total Miscellaneous	\$1,089,120	\$2,826,218	\$3,516,422	\$733,500
Total General Fund Revenue	\$46,525,778	\$49,112,464	\$51,705,097	\$51,466,761
OTHER FINANCING SOURCES				
Capital Lease	664,484	0	0	0
Transfers from Other Funds	78,526	88,429	88,429	337,000
Total Financing Sources	\$743,010	\$88,429	\$88,429	\$337,000
Total General Fund Revenue and Financing Sources	\$47,268,788	\$49,200,893	\$51,793,526	\$51,803,761

**RANDALL COUNTY, TEXAS
FISCAL YEAR 2018-2019 BUDGET**

General Fund Expenditure Summary by Function

GENERAL GOVERNMENT	\$10,882,867
JUSTICE SYSTEM	8,647,846
PUBLIC SAFETY	22,141,492
HEALTH & HUMAN SVCS	235,814
COMMUNITY & ECON DEV	432,583
INFRASTRUCTURE	4,668,620
TRANSFERS OUT	5,481,999
	<u>\$52,491,221</u>



RANDALL COUNTY, TEXAS
FISCAL YEAR 2018-2019 BUDGET
General Fund Expenditure Summary by Department

Dept	ACCOUNT DESCRIPTION	For 9 months ended			
		2017 Actual	6/30 2018 Actual	Amended 2018 Budget	2019 Budget
411	County Judge	\$ 225,381	\$ 161,890	\$ 234,949	\$ 241,099
412	Commissioners' Court	639,796	487,509	730,724	1,954,713
413	County Clerk	411,295	272,171	397,248	411,755
414	Judicial Enforcement	229,103	166,490	232,023	243,375
415	Non-Departmental	1,741,671	2,038,064	4,676,548	1,735,879
416	Information Technology	1,213,968	1,143,405	1,474,130	1,770,083
417	Randall County Historical Committee	7,150	-	7,500	7,500
418	Loss Prevention	6,561	4,813	6,700	6,700
419	Human Resources	238,978	177,452	249,241	305,924
431	Elections	1,980,735	342,875	451,087	444,996
441	Auditor	561,708	417,936	590,848	608,286
442	Treasurer	232,973	167,475	241,330	246,784
443	Tax Assessor/Collector	1,444,064	1,020,063	1,495,170	1,549,659
445	Purchasing	285,681	208,835	298,102	305,689
451	Facilities	901,634	588,024	1,000,102	1,053,676
467	Environmental Protection	1,500	1,500	1,500	1,500
471	Road & Bridge	5,288,278	3,135,702	4,144,684	4,536,462
481	Mental Health	230,755	169,673	244,781	235,814
491-492	Extension Service	373,635	286,195	413,427	425,083
495	Leases	411,540	520,589	542,030	542,030
501	Domestic Relations Office	198,540	147,369	207,959	213,517
511	County Court-at-Law #1	464,874	338,923	481,604	508,477
512	County Court-at-Law #2	464,937	338,753	482,703	492,949
515	Courts - General	1,847,852	1,532,790	2,021,310	2,287,925
516	District Court-47th	17,888	9,720	22,158	23,261
517	District Court-181st	17,861	14,731	22,158	23,261
518	District Court-251st	13,946	11,744	22,158	23,261
521	Criminal District Attorney	2,942,533	2,216,642	3,129,040	3,199,441
522	Criminal District Attorney IV-E CPS Grant	176,539	128,968	187,556	283,702
523	Criminal District Attorney VAWA Grant	77,809	64,937	92,566	95,897
524	Criminal District Attorney Victim Asst Grant	59,917	44,821	64,367	66,045
525	District Clerk	763,185	562,292	802,864	855,511
531	Justice of Peace Precinct #1	284,465	208,493	297,062	286,467
534	Justice of Peace Precinct #4	258,925	200,627	295,761	278,268
541	Seventh Court of Appeals	8,254	7,015	9,863	9,865
611	Contracted Emergency Services & Fire Prot.	359,063	321,315	447,994	408,466
612	Randall County Fire	1,371,833	1,021,819	1,500,365	1,838,235
621	Sheriff - Administration & Patrol	7,110,160	5,328,557	7,369,699	7,510,612
623	Sheriff - Jail	9,078,348	6,601,588	9,427,754	9,506,165
624	Sheriff - Medical	969,195	630,515	887,823	942,276
625	Sheriff - Mechanic	114,725	83,946	144,621	130,884
626	Sheriff - SOU	724,312	551,277	755,535	990,325
641	Adult Probation	177,295	131,899	131,885	168,945
651	Constable Precinct #1	69,761	44,898	74,253	81,944
654	Constable Precinct #4	82,892	58,471	93,134	85,772
661	Department of Public Safety	61,421	42,226	62,547	66,496
670	Bail Bond Board	5	750	4,250	4,250
Total Expenditures		\$ 44,142,942	\$ 31,955,749	\$ 46,471,113	\$ 47,009,222

Continued -

RANDALL COUNTY, TEXAS
FISCAL YEAR 2018-2019 BUDGET
General Fund Expenditure Summary by Department

Dept	ACCOUNT DESCRIPTION	For 9 months ended			
		2017 Actual	6/30 2018 Actual	Amended 2018 Budget	2019 Budget
	Total Expenditures	\$ 44,142,942	\$ 31,955,749	\$ 46,471,113	\$ 47,009,222
499	Transfers Out to Other Funds:				
	Transfers to Juvenile Probation	2,325,002	1,759,804	2,346,406	2,444,742
	Transfers to YCHP	2,269,105	1,866,824	2,489,099	2,570,757
	Transfers to County Records Mangement	17,000	13,125	17,500	18,500
	Transfer to Courthouse & Justice Center Security	205,000	348,424	464,565	448,000
	Transfer to Justice Center/Annex	-	400,000	400,000	-
	Total Transfers Out	<u>4,816,107</u>	<u>4,388,177</u>	<u>5,717,570</u>	<u>5,481,999</u>
	Total Expenditures and Transfers Out	<u>\$ 48,959,049</u>	<u>\$ 36,343,926</u>	<u>\$ 52,188,683</u>	<u>\$ 52,491,221</u>

RANDALL COUNTY, TEXAS
FISCAL YEAR 2018-2019 BUDGET
General Fund Expenditure Summary by Function/Department

ACCOUNT DESCRIPTION	For 9 months ended			
	2017 Actual	6/30 2018 Actual	Amended 2018 Budget	2019 Budget
GENERAL GOVERNMENT				
<u>General Administration</u>				
County Judge	\$ 225,381	\$ 161,890	\$ 234,949	\$ 241,099
Commissioners' Court	639,796	487,509	730,724	1,954,713
County Clerk	411,295	272,171	397,248	411,755
Human Resources	238,978	177,452	249,241	305,924
Judicial Enforcement	229,103	166,490	232,023	243,375
Non-Departmental	1,439,425	1,249,649	1,535,850	1,735,879
Information Technology	1,213,968	1,143,405	1,474,130	1,770,083
Loss Prevention	6,561	4,813	6,700	6,700
Bail Bond Board	5	750	4,250	4,250
<u>Financial Administration</u>				
Auditor	561,708	417,936	590,848	608,286
Treasurer	232,973	167,475	241,330	246,784
Purchasing	285,681	208,835	298,102	305,689
<u>Tax Administration</u>				
Tax Assessor/Collector	1,444,064	1,020,063	1,495,170	1,549,659
<u>Facilities Management</u>				
Facilities	901,634	588,024	1,000,102	1,053,676
<u>Election Administration</u>				
Elections	1,980,735	342,875	451,087	444,996
Total General Government	9,811,307	6,409,338	8,941,754	10,882,867
JUSTICE SYSTEM				
<u>Civil & Criminal Justice</u>				
Domestic Relations Office	198,540	147,369	207,959	213,517
County Court-at-Law #1	464,874	338,923	481,604	508,477
County Court-at-Law #2	464,937	338,753	482,703	492,949
Courts - General	1,847,852	1,532,790	2,021,310	2,287,925
District Court - 47th	17,888	9,720	22,158	23,261
District Court - 181st	17,861	14,731	22,158	23,261
District Court - 251st	13,946	11,744	22,158	23,261
Criminal District Attorney	2,942,533	2,216,642	3,129,040	3,199,441
Criminal DA IV-E CPS Grant	176,539	128,968	187,556	283,702
Criminal DA VAWA Grant	77,809	64,937	92,566	95,897
Criminal DA Victim Asst Grant	59,917	44,821	64,367	66,045
District Clerk	763,185	562,292	802,864	855,511
Justice of Peace Precinct #1	284,465	208,493	297,062	286,467
Justice of Peace Precinct #4	258,925	200,627	295,761	278,268
Seventh Court of Appeals	8,254	7,015	9,863	9,865
Total Justice System	7,597,526	5,827,825	8,139,129	8,647,846
PUBLIC SAFETY				
<u>Emergency Management Services</u>				
Contracted Emergency Services & Fire Protection	359,063	321,315	447,994	408,466
Randall County Fire	1,371,833	1,021,819	1,500,365	1,838,235
Cont'd...				

RANDALL COUNTY, TEXAS
FISCAL YEAR 2018-2019 BUDGET
General Fund Expenditure Summary by Function/Department

ACCOUNT DESCRIPTION	For 9 months ended			
	2017 Actual	6/30 2018 Actual	Amended 2018 Budget	2019 Budget
Law Enforcement				
Sheriff - Administration & Patrol	7,110,160	5,328,557	7,369,699	7,510,612
Sheriff - Jail	9,078,348	6,601,588	9,427,754	9,506,165
Sheriff - Medical	969,195	630,515	887,823	942,276
Sheriff - Mechanic	114,725	83,946	144,621	130,884
Sheriff - SOU	724,312	551,277	755,535	990,325
Leases - Motorola/Aardvark/Gov't Capital	411,540	389,932	411,372	411,372
Adult Probation	177,295	131,899	131,885	168,945
Constable Precinct #1	69,761	44,898	74,253	81,944
Constable Precinct #4	82,892	58,471	93,134	85,772
Department of Public Safety	61,421	42,226	62,547	66,496
Total Public Safety	20,530,545	15,206,444	21,306,982	22,141,492
HEALTH & HUMAN SERVICES				
<u>Health & Welfare</u>				
Mental Health	230,755	169,673	244,781	235,814
Total Health & Human Services	230,755	169,673	244,781	235,814
COMMUNITY & ECONOMIC DEVELOPMENT				
<u>Culture & Education</u>				
Randall County Historical Commission	7,150	-	7,500	7,500
Extension Service	373,635	286,195	413,427	425,083
Total Community & Economic Development	380,785	286,195	420,927	432,583
INFRASTRUCTURE & ENVIRONMENTAL SVCS.				
<u>Land & Buildings</u>	302,246	788,415	3,140,698	-
<u>Road & Bridge</u>				
Road & Bridge	5,288,278	3,135,702	4,144,684	4,536,462
Lease - Gov't Capital	0	130,657	130,658	130,658
<u>Conservation & Natural Resources</u>				
Environmental Protection	1,500	1,500	1,500	1,500
Total Infrastructure & Environmental Svcs.	5,592,024	4,056,274	7,417,540	4,668,620
Total Expenditures	\$ 44,142,943	\$ 31,955,749	\$ 46,471,113	\$ 47,009,222

**RANDALL COUNTY, TEXAS
FISCAL YEAR 2018-2019 BUDGET**

**GENERAL FUND
Categorical Expenditures by Department**

Dept #	ACCOUNT DESCRIPTION	For 9 months ended			
		2017 Actual	6/30 2018 Actual	Amended 2018 Budget	2019 Budget
411	COUNTY JUDGE				
	Salaries & Fringe Benefits	\$ 219,319	\$ 159,003	\$ 225,024	\$ 229,174
	Operating Expenses	6,062	2,887	9,925	11,925
	Total Expenditures	<u>225,381</u>	<u>161,890</u>	<u>234,949</u>	<u>241,099</u>
412	COMMISSIONERS' COURT				
	Salaries & Fringe Benefits	256,616	187,615	276,924	281,743
	Operating Expenses	383,180	299,894	414,800	1,522,970
	Contingency	-	-	39,000	150,000
	Total Expenditures	<u>639,796</u>	<u>487,509</u>	<u>730,724</u>	<u>1,954,713</u>
413	COUNTY CLERK				
	Salaries & Fringe Benefits	396,464	261,634	375,348	381,855
	Operating Expenses	14,832	10,538	21,900	24,400
	Capital Outlay	-	-	-	5,500
	Total Expenditures	<u>411,295</u>	<u>272,171</u>	<u>397,248</u>	<u>411,755</u>
414	JUDICIAL ENFORCEMENT				
	Salaries & Fringe Benefits	209,162	152,966	211,448	221,300
	Operating Expenses	19,941	13,524	20,575	22,075
	Total Expenditures	<u>229,103</u>	<u>166,490</u>	<u>232,023</u>	<u>243,375</u>
415	NON-DEPARTMENTAL				
	Operating Expenses	1,439,425	1,249,649	1,535,850	1,735,879
	Capital	302,246	788,415	3,140,698	-
	Total Expenditures	<u>1,741,671</u>	<u>2,038,064</u>	<u>4,676,548</u>	<u>1,735,879</u>
416	INFORMATION TECHNOLOGY				
	Salaries & Fringe Benefits	434,161	314,624	472,755	473,263
	Operating Expenses	646,571	775,721	945,189	1,007,820
	Capital Outlay	133,235	53,060	56,186	289,000
	Total Expenditures	<u>1,213,968</u>	<u>1,143,405</u>	<u>1,474,130</u>	<u>1,770,083</u>
417	RANDALL CO. HISTORICAL COMMITTEE				
	Operating Expenses	7,150	-	7,500	7,500
	Total Expenditures	<u>7,150</u>	<u>-</u>	<u>7,500</u>	<u>7,500</u>
418	LOSS PREVENTION				
	Operating Expenses	\$ 6,561	\$ 4,813	\$ 6,700	\$ 6,700
	Total Expenditures	<u>6,561</u>	<u>4,813</u>	<u>6,700</u>	<u>6,700</u>
419	HUMAN RESOURCES				
	Salaries & Fringe Benefits	217,291	159,290	226,241	232,924
	Operating Expenses	21,688	18,162	23,000	23,000
	Capital	-	-	-	50,000
	Total Expenditures	<u>238,978</u>	<u>177,452</u>	<u>249,241</u>	<u>305,924</u>

**RANDALL COUNTY, TEXAS
FISCAL YEAR 2018-2019 BUDGET**

**GENERAL FUND
Categorical Expenditures by Department**

Dept #	ACCOUNT DESCRIPTION	For 9 months ended			2019 Budget
		2017 Actual	6/30 2018 Actual	Amended 2018 Budget	
431	ELECTIONS ADMINISTRATOR				
	Salaries & Fringe Benefits	304,540	250,549	332,837	345,946
	Operating Expenses	109,957	92,327	118,250	99,050
	Capital	1,566,238	-	-	-
	Total Expenditures	1,980,735	342,875	451,087	444,996
441	AUDITOR				
	Salaries & Fringe Benefits	539,686	402,198	567,753	585,191
	Operating Expenses	22,022	15,738	23,095	23,095
	Total Expenditures	561,708	417,936	590,848	608,286
442	TREASURER				
	Salaries & Fringe Benefits	221,603	160,887	225,405	230,859
	Operating Expenses	11,370	6,588	15,925	15,925
	Total Expenditures	232,973	167,475	241,330	246,784
443	TAX ASSESSOR/COLLECTOR				
	Salaries & Fringe Benefits	1,323,260	951,214	1,382,960	1,445,602
	Operating Expenses	71,054	68,849	107,980	104,057
	Capital	49,750	-	4,230	-
	Total Expenditures	1,444,064	1,020,063	1,495,170	1,549,659
445	PURCHASING				
	Salaries & Fringe Benefits	276,388	200,779	281,292	288,879
	Operating Expenses	9,293	8,056	16,810	16,810
	Total Expenditures	285,681	208,835	298,102	305,689
451	FACILITIES				
	Salaries & Fringe Benefits	\$ 288,037	\$ 206,875	\$ 309,175	\$ 317,749
	Operating Expenses	548,007	381,149	690,927	735,927
	Capital Outlay	65,589	-	-	-
	Total Expenditures	901,634	588,024	1,000,102	1,053,676
467	ENVIRONMENTAL PROTECTION				
	Operating Expenses	1,500	1,500	1,500	1,500
	Total Expenditures	1,500	1,500	1,500	1,500
471	ROAD & BRIDGE				
	Salaries & Fringe Benefits	1,427,399	1,131,640	1,628,951	1,678,918
	Operating Expenses	1,292,400	1,314,485	1,632,733	2,018,544
	Capital Outlay	2,568,479	689,577	883,000	839,000
	Total Expenditures	5,288,278	3,135,702	4,144,684	4,536,462

**RANDALL COUNTY, TEXAS
FISCAL YEAR 2018-2019 BUDGET**

**GENERAL FUND
Categorical Expenditures by Department**

Dept #	ACCOUNT DESCRIPTION	For 9 months ended			
		2017 Actual	6/30 2018 Actual	Amended 2018 Budget	2019 Budget
481	MENTAL HEALTH				
	Salaries & Fringe Benefits	61,580	45,492	66,016	67,964
	Operating Expenses	169,175	124,181	178,765	167,850
	Total Expenditures	<u>230,755</u>	<u>169,673</u>	<u>244,781</u>	<u>235,814</u>
491-492	EXTENSION SERVICE				
	Salaries & Fringe Benefits	287,309	219,194	308,827	316,133
	Operating Expenses	86,326	67,002	104,600	108,950
	Total Expenditures	<u>373,635</u>	<u>286,195</u>	<u>413,427</u>	<u>425,083</u>
495	LEASES				
	Operating Expenses	411,540	520,589	542,030	542,030
	Total Expenditures	<u>411,540</u>	<u>520,589</u>	<u>542,030</u>	<u>542,030</u>
501	DOMESTIC RELATIONS OFFICE				
	Salaries & Fringe Benefits	194,890	142,756	198,459	204,017
	Operating Expenses	3,650	4,613	9,500	9,500
	Total Expenditures	<u>198,540</u>	<u>147,369</u>	<u>207,959</u>	<u>213,517</u>
511	COUNTY COURT-AT-LAW #1				
	Salaries & Fringe Benefits	448,891	325,397	458,354	483,412
	Operating Expenses	15,983	13,526	23,250	25,065
	Total Expenditures	<u>464,874</u>	<u>338,923</u>	<u>481,604</u>	<u>508,477</u>
512	COUNTY COURT-AT-LAW #2				
	Salaries & Fringe Benefits	450,667	326,855	459,453	468,434
	Operating Expenses	14,270	11,898	23,250	24,515
	Total Expenditures	<u>464,937</u>	<u>338,753</u>	<u>482,703</u>	<u>492,949</u>
515	COURTS - GENERAL				
	Salaries & Fringe Benefits	\$ 32,187	\$ 48,497	\$ 67,823	\$ 73,567
	Operating Expenses	1,810,004	1,484,293	1,953,487	2,214,358
	Capital Outlay	5,662	-	-	-
	Total Expenditures	<u>1,847,852</u>	<u>1,532,790</u>	<u>2,021,310</u>	<u>2,287,925</u>
516	DISTRICT COURT - 47TH				
	Salaries & Fringe Benefits	5,085	3,689	5,408	5,511
	Operating Expenses	12,803	6,031	16,750	17,750
	Total Expenditures	<u>17,888</u>	<u>9,720</u>	<u>22,158</u>	<u>23,261</u>
517	DISTRICT COURT - 181ST				
	Salaries & Fringe Benefits	5,085	3,689	5,408	5,511
	Operating Expenses	12,776	11,042	16,750	17,750
	Total Expenditures	<u>17,861</u>	<u>14,731</u>	<u>22,158</u>	<u>23,261</u>

**RANDALL COUNTY, TEXAS
FISCAL YEAR 2018-2019 BUDGET**

**GENERAL FUND
Categorical Expenditures by Department**

Dept #	ACCOUNT DESCRIPTION	For 9 months ended			2019 Budget
		2017 Actual	6/30 2018 Actual	Amended 2018 Budget	
518	DISTRICT COURT - 251ST				
	Salaries & Fringe Benefits	5,085	3,689	5,408	5,511
	Operating Expenses	8,861	8,055	16,750	17,750
	Total Expenditures	<u>13,946</u>	<u>11,744</u>	<u>22,158</u>	<u>23,261</u>
521	CRIMINAL DISTRICT ATTORNEY				
	Salaries & Fringe Benefits	2,622,236	1,992,862	2,825,911	2,972,342
	Operating Expenses	210,098	127,864	207,213	227,099
	Capital Outlay	110,200	95,915	95,916	-
	Total Expenditures	<u>2,942,533</u>	<u>2,216,642</u>	<u>3,129,040</u>	<u>3,199,441</u>
522	CRIMINAL DA IV-E CPS GRANT				
	Salaries & Fringe Benefits	164,804	120,945	170,654	260,436
	Operating Expenses	11,735	8,023	16,902	23,266
	Total Expenditures	<u>176,539</u>	<u>128,968</u>	<u>187,556</u>	<u>283,702</u>
523	CRIMINAL DA VAWA GRANT				
	Salaries & Fringe Benefits	72,872	61,938	87,966	91,297
	Operating Expenses	4,936	2,999	4,600	4,600
	Total Expenditures	<u>77,809</u>	<u>64,937</u>	<u>92,566</u>	<u>95,897</u>
524	CRIMINAL DA VICTIM ASST GRANT				
	Salaries & Fringe Benefits	59,917	44,466	61,367	63,045
	Operating Expenses	-	355	3,000	3,000
	Total Expenditures	<u>59,917</u>	<u>44,821</u>	<u>64,367</u>	<u>66,045</u>
525	DISTRICT CLERK				
	Salaries & Fringe Benefits	693,805	497,157	718,054	765,801
	Operating Expenses	69,380	65,135	84,810	89,710
	Total Expenditures	<u>763,185</u>	<u>562,292</u>	<u>802,864</u>	<u>855,511</u>
531	JUSTICE OF PEACE PRECINCT #1				
	Salaries & Fringe Benefits	252,190	182,771	258,215	272,247
	Operating Expenses	15,387	6,916	12,320	14,220
	Capital	16,888	18,807	26,527	-
	Total Expenditures	<u>284,465</u>	<u>208,493</u>	<u>297,062</u>	<u>286,467</u>
534	JUSTICE OF PEACE PRECINCT #4				
	Salaries & Fringe Benefits	\$ 245,208	\$ 176,131	\$ 252,233	\$ 266,468
	Operating Expenses	13,716	5,690	17,000	11,800
	Capital	-	18,807	26,528	-
	Total Expenditures	<u>258,925</u>	<u>200,627</u>	<u>295,761</u>	<u>278,268</u>
541	SEVENTH COURT OF APPEALS				
	Salaries & Fringe Benefits	8,254	7,015	9,863	9,865
	Total Expenditures	<u>8,254</u>	<u>7,015</u>	<u>9,863</u>	<u>9,865</u>

**RANDALL COUNTY, TEXAS
FISCAL YEAR 2018-2019 BUDGET**

**GENERAL FUND
Categorical Expenditures by Department**

Dept #	ACCOUNT DESCRIPTION	For 9 months ended			2019 Budget
		2017 Actual	6/30 2018 Actual	Amended 2018 Budget	
611	CONTRACTED EMERG. SVCS. FIRE PROT.				
	Operating Expenses	359,063	321,315	420,494	380,966
	Capital Outlay	-	-	27,500	27,500
	Total Expenditures	<u>359,063</u>	<u>321,315</u>	<u>447,994</u>	<u>408,466</u>
612	RANDALL COUNTY FIRE				
	Salaries & Fringe Benefits	1,012,364	848,946	1,170,942	1,254,409
	Operating Expenses	192,500	103,209	210,624	246,826
	Capital Outlay	166,969	69,663	118,799	337,000
	Total Expenditures	<u>1,371,833</u>	<u>1,021,819</u>	<u>1,500,365</u>	<u>1,838,235</u>
621	SHERIFF - ADMINISTRATION & PATROL				
	Salaries & Fringe Benefits	5,766,727	4,193,851	5,864,889	6,084,318
	Operating Expenses	1,029,210	831,662	1,201,122	1,051,794
	Capital Outlay	314,223	303,043	303,688	374,500
	Total Expenditures	<u>7,110,160</u>	<u>5,328,557</u>	<u>7,369,699</u>	<u>7,510,612</u>
623	SHERIFF - JAIL				
	Salaries & Fringe Benefits	7,417,629	5,300,312	7,600,259	7,838,590
	Operating Expenses	1,505,988	1,066,839	1,583,171	1,601,575
	Capital Outlay	154,731	234,437	244,324	66,000
	Total Expenditures	<u>9,078,348</u>	<u>6,601,588</u>	<u>9,427,754</u>	<u>9,506,165</u>
624	SHERIFF - MEDICAL				
	Salaries & Fringe Benefits	586,621	420,756	615,412	638,097
	Operating Expenses	382,574	209,759	272,411	304,179
	Total Expenditures	<u>969,195</u>	<u>630,515</u>	<u>887,823</u>	<u>942,276</u>
625	SHERIFF - MECHANIC				
	Salaries & Fringe Benefits	93,146	74,195	112,801	99,064
	Operating Expenses	21,579	9,751	31,820	31,820
	Total Expenditures	<u>114,725</u>	<u>83,946</u>	<u>144,621</u>	<u>130,884</u>
626	SHERIFF - SOU				
	Salaries & Fringe Benefits	\$ 561,416	\$ 430,842	\$ 602,183	\$ 779,463
	Operating Expenses	108,102	86,748	119,664	132,862
	Capital Outlay	54,794	33,688	33,688	78,000
	Total Expenditures	<u>724,312</u>	<u>551,277</u>	<u>755,535</u>	<u>990,325</u>
641	ADULT PROBATION				
	Operating Expenses	177,295	131,899	131,885	168,945
	Total Expenditures	<u>177,295</u>	<u>131,899</u>	<u>131,885</u>	<u>168,945</u>
651	CONSTABLE PRECINCT #1				
	Salaries & Fringe Benefits	68,987	43,925	69,503	70,744
	Operating Expenses	774	972	4,750	11,200
	Total Expenditures	<u>69,761</u>	<u>44,898</u>	<u>74,253</u>	<u>81,944</u>

**RANDALL COUNTY, TEXAS
FISCAL YEAR 2018-2019 BUDGET**

**GENERAL FUND
Categorical Expenditures by Department**

Dept #	ACCOUNT DESCRIPTION	For 9 months ended			2019 Budget
		2017 Actual	6/30 2018 Actual	Amended 2018 Budget	
654	CONSTABLE PRECINCT #4				
	Salaries & Fringe Benefits	68,229	49,350	69,043	70,284
	Operating Expenses	14,663	9,120	24,091	15,488
	Total Expenditures	<u>82,892</u>	<u>58,471</u>	<u>93,134</u>	<u>85,772</u>
661	DEPARTMENT OF PUBLIC SAFETY				
	Salaries & Fringe Benefits	52,869	38,264	53,447	56,996
	Operating Expenses	8,552	3,962	9,100	9,500
	Total Expenditures	<u>61,421</u>	<u>42,226</u>	<u>62,547</u>	<u>66,496</u>
670	BAIL BOND BOARD				
	Operating Expenses	5	750	4,250	4,250
	Total Expenditures	<u>5</u>	<u>750</u>	<u>4,250</u>	<u>4,250</u>
	GENERAL FUND TOTAL EXPENDITURES				
	Salaries & Fringe Benefits	27,351,980	20,142,255	28,634,011	29,936,927
	Operating Expenses	11,281,959	9,508,082	12,837,018	14,855,795
	Capital Outlay	5,509,004	2,305,412	4,961,084	2,066,500
	Contingency	-	-	39,000	150,000
	Total Fund Expenditures	<u>\$ 44,142,942</u>	<u>\$ 31,955,749</u>	<u>\$ 46,471,113</u>	<u>\$ 47,009,222</u>

**RANDALL COUNTY, TEXAS
FISCAL YEAR 2018-2019 BUDGET
CAPITAL EXPENDITURES**

Department: Road & Bridge Vehicles 010-476-071 Capital Expenditure Summary					
Quantity	Description	Unit Price	Total	Trade-In	Net
1	2018-2019 Chevy Silverado w/Utility Bed	40,000	40,000	-	40,000
1	2018-2019 Chevy Silverado w/Flatbed	30,000	30,000	-	30,000
			70,000	-	70,000
Department: County Clerk 010-477-013 Capital Expenditure Summary					
Quantity	Description	Unit Price	Total	Trade-In	Net
1	Plat Cabinet	5,500	5,500	-	5,500
			5,500	-	5,500
Department: Information Technology 010-477-016 Capital Expenditure Summary					
Quantity	Description	Unit Price	Total	Trade-In	Net
2	Nimble Storage Expansion	47,000	94,000	-	94,000
1	Phone System Upgrade	105,000	105,000	-	105,000
2	YCHP Servers	20,000	40,000	-	40,000
2	Communication Towers	15,000	30,000	-	30,000
2	Domain Controllers	10,000	20,000	-	20,000
			289,000	-	289,000
Department: HR/Payroll 010-477-019 Capital Expenditure Summary					
Quantity	Description	Unit Price	Total	Trade-In	Net
1	Timekeeping System	50,000	50,000	-	50,000
			50,000	-	50,000
Department: Road & Bridge 010-477-071 Capital Expenditure Summary					
		Unit Price	Total	Trade-In	Net
1	Bobcat Skid Loader	65,000	65,000	-	65,000
1	Motorgrader	310,000	310,000	-	310,000
1	Haul Truck	110,000	110,000	-	110,000
1	Belly Dump Trailer	30,000	30,000	-	30,000
2	John Deere 4x4 Tractors	62,000	124,000	-	124,000
1	Equipment Shed	130,000	130,000	-	130,000
			769,000	-	769,000
Department: Sheriff Vehicles 010-676-061 Capital Expenditure Summary					
Quantity	Description	Unit Price	Total	Trade-In	Net
1	2019 Ford Explorer XLT 4x4	35,000	35,000	-	35,000
1	2019 Chevy Tahoe Police 4x4	38,000	38,000	-	38,000
2	2019 Chevy Tahoe Police 2WD	35,000	70,000	-	70,000
1	2019 Ford Expedition XLT 4x4	56,000	56,000	-	56,000
1	2019 Chevy Tahoe LS 4x4	43,000	43,000	-	43,000
2	2019 Chevy Pickups, 4-Door, 4x4	35,000	70,000	-	70,000
			312,000	-	312,000

**RANDALL COUNTY, TEXAS
FISCAL YEAR 2018-2019 BUDGET
CAPITAL EXPENDITURES**

Department: Sheriff SOU Vehicles 010-676-066					
Capital Expenditure Summary					
Quantity	Description	Unit Price	Total	Trade-In	Net
1	2019 Chevy Tahoe LS 4x4	43,000	43,000	-	43,000
1	2019 Chevy Pickup 4-Door, 4WD	35,000	35,000	-	35,000
			78,000	-	78,000
Department: Fire & Emergency Services 010-677-011					
Capital Expenditure Summary					
Quantity	Description	Unit Price	Total	Trade-In	Net
1	Siren	27,500	27,500	-	27,500
			27,500	-	27,500
Department: Fire 010-677-012					
Capital Expenditure Summary					
Quantity	Description	Unit Price	Total	Trade-In	Net
1	Brush 1 - Box, Pump, Foam system and tank on chasis	70,000	70,000	-	70,000
1	Brush 2 - Box, Pump, Foam system and tank on chasis	70,000	70,000	-	70,000
1	Wildland Type 3 Engine	110,000	110,000	-	110,000
1	Land Purchase for new fire station	50,000	50,000	-	50,000
1	ATV	22,000	22,000	-	22,000
1	Concrete to prevent erosion (north side of Station 1)	15,000	15,000	-	15,000
			337,000	-	337,000
Department: Sheriff F&E 010-677-061					
Capital Expenditure Summary					
Quantity	Description	Unit Price	Total	Trade-In	Net
1	Throw Phone	8,000	8,000	-	8,000
1	Replace switches at Justice Center	14,000	14,000	-	14,000
1	Dispatch Thin Clients	8,000	8,000	-	8,000
1	Cyber Lock for Range Tower Gate	5,500	5,500	-	5,500
1	1/2 Phone System	27,000	27,000	-	27,000
			62,500	-	62,500
Department: Jail F&E 010-677-063					
Capital Expenditure Summary					
Quantity	Description	Unit Price	Total	Trade-In	Net
1	Jail Network Switch Capacity Increase	31,000	31,000	-	31,000
1	Video Xpert Core Media	8,000	8,000	-	8,000
1	1/2 Phone System	27,000	27,000	-	27,000
			66,000	-	66,000
Total Budgeted Capital Expenditures			\$ 2,066,500	\$ -	\$ 2,066,500

**RANDALL COUNTY, TEXAS
FISCAL YEAR 2018-2019 BUDGET
JP SECURITY FUND - 012**

ACCOUNT	For 9 months ended			
	2017 Actual	6/30 2018 Actual	Amended 2018 Budget	2019 Budget
REVENUES				
Fines - JP1 Security	\$ 2,711	\$ 2,282	\$ 2,650	\$ 2,900
Fines - JP4 Security	1,231	1,044	1,150	1,200
Interest	205	280	-	354
Total Revenues	4,147	3,606	3,800	4,454
EXPENDITURES				
Operating - JP1	-	-	1,500	1,500
Operating - JP4	-	-	1,500	1,500
Total Expenditures	-	-	3,000	3,000

Summary of JP Security Fund		2019 Budget
Revenues		\$ 4,454
Expenditures		3,000
Excess (Deficiency) of Revenues Over (Under) Expenditures		1,454
Transfers In from Other Funds		-
Transfers Out to Other Funds		-
Net Transfers		-
Net Change in Fund Balance		1,454
Estimated Beginning Fund Balance (10/1/18)		24,361
Estimated Ending Fund Balance (9/30/19)		\$ 25,815

RANDALL COUNTY, TEXAS
FISCAL YEAR 2018-2019 BUDGET
COUNTY CLERK TECHNOLOGY FUND - 013

ACCOUNT	For 9 months ended			
	2017 Actual	6/30 2018 Actual	Amended 2018 Budget	2019 Budget
REVENUES				
Criminal Fines & Fees	\$ 2,667	\$ 2,069	\$ 2,600	\$ 2,700
Interest	107	24	25	25
Total Revenues	2,773	2,093	2,625	2,725
EXPENDITURES				
Operating	-	10,000	10,000	4,500
Capital Outlay	-	-	-	-
Total Expenditures	-	10,000	10,000	4,500

Summary of County Clerk Technology Fund		2019 Budget
Revenues		\$ 2,725
Expenditures		4,500
Excess (Deficiency) of Revenues Over (Under) Expenditures		(1,775)
Transfers In from Other Funds		-
Transfers Out to Other Funds		-
Net Transfers		-
Net Change in Fund Balance		(1,775)
Estimated Beginning Fund Balance (10/1/18)		3,411
Estimated Ending Fund Balance (9/30/19)		\$ 1,636

RANDALL COUNTY, TEXAS
FISCAL YEAR 2018-2019 BUDGET
COUNTY CLERK PRESERVATION FUND - 014

ACCOUNT	For 9 months ended			
	2017 Actual	6/30 2018 Actual	Amended 2018 Budget	2019 Budget
REVENUES				
Civil Fees	\$ 5,122	\$ 3,867	\$ 5,500	\$ 5,000
Interest	9	34	25	35
Total Revenues	5,131	3,902	5,525	5,035
EXPENDITURES				
Operating	10,500	3,064	4,000	5,000
Capital Outlay	-	-	-	-
Total Expenditures	10,500	3,064	4,000	5,000

Summary of County Clerk Preservation Fund		2019 Budget
Revenues		\$ 5,035
Expenditures		5,000
Excess (Deficiency) of Revenues Over (Under) Expenditures		35
Transfers In from Other Funds		-
Transfers Out to Other Funds		-
Net Transfers		-
Net Change in Fund Balance		35
Estimated Beginning Fund Balance (10/1/18)		3,256
Estimated Ending Fund Balance (9/30/19)		\$ 3,291

**RANDALL COUNTY, TEXAS
FISCAL YEAR 2018-2019 BUDGET
SHERIFF FORFEITURE FUND - 016**

ACCOUNT	For 9 months ended			
	2017 Actual	6/30 2018 Actual	Amended 2018 Budget	2019 Budget
REVENUES				
State Proceeds	\$ 31,670	\$ 27,620	\$ 30,000	\$ 30,000
Interest - State	267	328	-	250
Federal Proceeds	18,194	25,021	7,000	25,000
Interest - Federal	27	105	-	100
Total Revenues	50,159	53,074	37,000	55,350
EXPENDITURES				
Operating - State	14,844	16,400	13,000	13,000
Operating - Federal	23,740	14,584	5,500	5,500
Capital - State	8,000	-	25,000	-
Capital - Federal	-	-	-	-
Total Expenditures	46,584	30,984	43,500	18,500

Summary of Sheriff Forfeiture Fund		2019 Budget
Revenues		\$ 55,350
Expenditures		18,500
Excess (Deficiency) of Revenues Over (Under) Expenditures		36,850
Transfers In from Other Funds		-
Transfers Out to Other Funds		-
Net Transfers		-
Net Change in Fund Balance		36,850
Estimated Beginning Fund Balance (10/1/18)		52,679
Estimated Ending Fund Balance (9/30/19)		\$ 89,529

**RANDALL COUNTY, TEXAS
FISCAL YEAR 2018-2019 BUDGET
DISTRICT CLERK TECHNOLOGY FUND - 018**

ACCOUNT	For 9 months ended			
	2017 Actual	6/30 2018 Actual	Amended 2018 Budget	2019 Budget
REVENUES				
Criminal Fines & Fees	\$ 1,921	\$ 1,518	\$ 1,300	\$ 2,000
Interest	42	43	-	45
Total Revenues	1,963	1,562	1,300	2,045
EXPENDITURES				
Operating	2,266	2,334	4,000	3,000
Capital Outlay	-	-	-	-
Total Expenditures	2,266	2,334	4,000	3,000

Summary of District Clerk Technology Fund		2019 Budget
Revenues		\$ 2,045
Expenditures		3,000
Excess (Deficiency) of Revenues Over (Under) Expenditures		(955)
Transfers In from Other Funds		-
Transfers Out to Other Funds		-
Net Transfers		-
Net Change in Fund Balance		(955)
Estimated Beginning Fund Balance (10/1/18)		2,549
Estimated Ending Fund Balance (9/30/19)		\$ 1,594

RANDALL COUNTY, TEXAS
FISCAL YEAR 2018-2019 BUDGET
DISTRICT CLERK PRESERVATION FUND - 019

ACCOUNT	For 9 months ended			
	2017 Actual	6/30 2018 Actual	Amended 2018 Budget	2019 Budget
REVENUES				
Civil Fees	\$ 21,946	\$ 17,402	\$ 20,000	\$ 21,500
Interest	953	1,074	400	1,000
Total Revenues	22,899	18,477	20,400	22,500
EXPENDITURES				
Salaries & Fringe Benefits	23,515	14,964	28,730	28,730
Operating	744	-	30,000	13,000
Capital Outlay	-	-	-	-
Total Expenditures	24,259	14,964	58,730	41,730

Summary of District Clerk Preservation Fund		2019 Budget
Revenues		\$ 22,500
Expenditures		41,730
Excess (Deficiency) of Revenues Over (Under) Expenditures		(19,230)
Transfers In from Other Funds		-
Transfers Out to Other Funds		-
Net Transfers		-
Net Change in Fund Balance		(19,230)
Estimated Beginning Fund Balance (10/1/18)		82,613
Estimated Ending Fund Balance (9/30/19)		\$ 63,383

RANDALL COUNTY, TEXAS
FISCAL YEAR 2018-2019 BUDGET
UNCLAIMED PROPERTY FUND - 020

ACCOUNT	For 9 months ended			
	2017 Actual	6/30 2018 Actual	Amended 2018 Budget	2019 Budget
REVENUES				
Interest	\$ 397	\$ 702	\$ 200	\$ 650
Total Revenues	397	702	200	650
EXPENDITURES				
Operating	-	-	25	25
Total Expenditures	-	-	25	25

Summary of Unclaimed Property Fund		2019 Budget
Revenues		\$ 650
Expenditures		25
Excess (Deficiency) of Revenues Over (Under) Expenditures		625
Transfers In from Other Funds		-
Transfers Out to Other Funds		-
Net Transfers		-
Net Change in Fund Balance		625
Estimated Beginning Fund Balance (10/1/18)		3,648
Estimated Ending Fund Balance (9/30/19)		\$ 4,273

RANDALL COUNTY, TEXAS
FISCAL YEAR 2018-2019 BUDGET
LAW LIBRARY FUND - 021

ACCOUNT	For 9 months ended			
	2017 Actual	6/30 2018 Actual	Amended 2018 Budget	2019 Budget
REVENUES				
Fees - County Clerk	\$ 17,930	\$ 13,536	\$ 18,000	\$ 16,500
Fees - District Clerk	47,673	37,784	50,000	49,500
Interest	857	1,177	200	700
Total Revenues	66,460	52,496	68,200	66,700
EXPENDITURES				
Salaries & Fringe Benefits	-	-	-	-
Operating	48,806	33,133	68,200	58,200
Capital Outlay	-	-	-	-
Total Expenditures	48,806	33,133	68,200	58,200

Summary of Law Library Fund		2019 Budget
Revenues		66,700
Expenditures		58,200
Excess (Deficiency) of Revenues Over (Under) Expenditures		8,500
Transfers In from Other Funds		-
Transfers Out to Other Funds		-
Net Transfers		-
Net Change in Fund Balance		8,500
Estimated Beginning Fund Balance (10/1/18)		102,422
Estimated Ending Fund Balance (9/30/19)		\$ 110,922

RANDALL COUNTY, TEXAS
FISCAL YEAR 2018-2019 BUDGET
TAX A/C MOTOR VEHICLE INVENTORY TAX FUND - 028

ACCOUNT	For 9 months ended			
	2017 Actual	6/30 2018 Actual	Amended 2018 Budget	2019 Budget
REVENUES				
Tax Assessor/Collection	\$ 6,585	\$ 8,417	\$ 19,250	\$ 19,250
Interest	5,478	-	-	-
Total Revenues	12,063	8,417	19,250	19,250
EXPENDITURES				
Salaries & Fringe Benefits	6,585	10,006	13,760	13,763
Operating	6,585	-	5,280	5,280
Capital Outlay	-	-	-	-
Total Expenditures	13,169	10,006	19,040	19,043

Summary of Tax A/C Motor Vehicle Inventory Tax Fund		2019 Budget
Revenues		\$ 19,250
Expenditures		19,043
Excess (Deficiency) of Revenues Over (Under) Expenditures		207
Transfers In from Other Funds		-
Transfers Out to Other Funds		-
Net Transfers		-
Net Change in Fund Balance		207
Estimated Beginning Fund Balance (10/1/18)		25,195
Estimated Ending Fund Balance (9/30/19)		\$ 25,402

RANDALL COUNTY, TEXAS
FISCAL YEAR 2018-2019 BUDGET
DISTRICT CLERK ARCHIVE FUND - 029

ACCOUNT	For 9 months ended			
	2017 Actual	6/30 2018 Actual	Amended 2018 Budget	2019 Budget
REVENUES				
Fees - District Clerk	\$ 21,925	\$ 17,370	\$ 20,000	\$ 22,000
Interest	666	578	250	650
Total Revenues	22,591	17,948	20,250	22,650
EXPENDITURES				
Salaries & Fringe Benefits	-	-	11,660	11,660
Operating	38,931	-	32,000	32,000
Capital Outlay	-	-	-	-
Total Expenditures	38,931	-	43,660	43,660

Summary of District Clerk Archive Fund		2019 Budget
Revenues		\$ 22,650
Expenditures		43,660
Excess (Deficiency) of Revenues Over (Under) Expenditures		(21,010)
Transfers In from Other Funds		-
Transfers Out to Other Funds		-
Net Transfers		-
Net Change in Fund Balance		(21,010)
Estimated Beginning Fund Balance (10/1/18)		32,071
Estimated Ending Fund Balance (9/30/19)		\$ 11,061

RANDALL COUNTY, TEXAS
FISCAL YEAR 2018-2019 BUDGET
COURTHOUSE & JUSTICE CENTER SECURITY FUND - 031

ACCOUNT	For 9 months ended			
	2017 Actual	6/30 2018 Actual	Amended 2018 Budget	2019 Budget
REVENUES				
County Clerk	\$ 28,621	\$ 20,853	\$ 27,000	\$ 27,000
District Clerk	10,840	8,833	10,000	11,000
Justice of Peace #1	8,139	6,829	8,000	8,000
Justice of Peace #4	3,703	3,098	3,500	3,500
Interest	497	768	-	850
Total Revenues	51,800	40,380	48,500	50,350
EXPENDITURES				
Salaries & Fringe Benefits	233,040	291,929	416,424	466,517
Operating	11,452	43,561	63,710	34,122
Capital Outlay	11,860	38,325	48,700	40,000
Total Expenditures	256,352	373,815	528,834	540,639
TRANSFERS IN				
Total Transfers In	205,000	348,424	464,565	448,000
	<u>205,000</u>	<u>348,424</u>	<u>464,565</u>	<u>448,000</u>
TRANSFERS OUT				
Total Transfers Out	-	-	-	-
	<u>-</u>	<u>-</u>	<u>-</u>	<u>-</u>

Summary of Courthouse & Justice Center Security Fund		2019 Budget
Revenues		\$ 50,350
Expenditures		540,639
Excess (Deficiency) of Revenues Over (Under) Expenditures		(490,289)
Transfers In from Other Funds		448,000
Transfers Out to Other Funds		-
Net Transfers		<u>448,000</u>
Net Change in Fund Balance		(42,289)
Estimated Beginning Fund Balance (10/1/18)		43,970
Estimated Ending Fund Balance (9/30/19)		<u>\$ 1,681</u>

**RANDALL COUNTY, TEXAS
FISCAL YEAR 2018-2019 BUDGET
COUNTY RECORDS MANAGEMENT FUND - 032**

ACCOUNT	For 9 months ended			
	2017 Actual	6/30 2018 Actual	Amended 2018 Budget	2019 Budget
REVENUES				
Criminal Fines & Fees	\$ 27,223	\$ 20,953	\$ 26,500	\$ 27,500
Civil Fees	14,012	10,793	14,000	13,500
Interest	120	119	-	100
Total Revenues	41,355	31,865	40,500	41,100
EXPENDITURES				
Salaries & Fringe Benefits	57,699	42,371	59,499	61,131
Operating	3,435	1,897	4,250	5,250
Capital Outlay	-	-	-	-
Total Expenditures	61,134	44,268	63,749	66,381
TRANSFERS IN				
Total Transfers In	17,000	13,125	17,500	18,500
	17,000	13,125	17,500	18,500

Summary of County Records Management Fund

	2019 Budget
Revenues	\$ 41,100
Expenditures	66,381
Excess (Deficiency) of Revenues Over (Under) Expenditures	(25,281)
Transfers In from Other Funds	18,500
Transfers Out to Other Funds	-
Net Transfers	18,500
Net Change in Fund Balance	(6,781)
Estimated Beginning Fund Balance (10/1/18)	7,655
Estimated Ending Fund Balance (9/30/19)	\$ 874

**RANDALL COUNTY, TEXAS
FISCAL YEAR 2018-2019 BUDGET
COUNTY CLERK RECORDS MANAGEMENT FUND - 033**

ACCOUNT	For 9 months ended			
	2017 Actual	6/30 2018 Actual	Amended 2018 Budget	2019 Budget
REVENUES				
Fees - County Clerk	\$ 120,097	\$ 86,633	\$ 116,700	\$ 114,200
Interest	2,450	3,279	500	3,000
Total Revenues	122,547	89,911	117,200	117,200
EXPENDITURES				
Salaries & Fringe Benefits	41,581	40,236	114,429	116,468
Operating	2,689	3,150	24,100	25,100
Capital Outlay	-	18,154	50,000	50,000
Total Expenditures	44,271	61,540	188,529	191,568

Summary of County Clerk Records Management Fund

	2019 Budget
Revenues	\$ 117,200
Expenditures	191,568
Excess (Deficiency) of Revenues Over (Under) Expenditures	<u>(74,368)</u>
Transfers In from Other Funds	-
Transfers Out to Other Funds	-
Net Transfers	-
Net Change in Fund Balance	<u>(74,368)</u>
Estimated Beginning Fund Balance (10/1/18)	274,430
Estimated Ending Fund Balance (9/30/19)	<u>\$ 200,063</u>

RANDALL COUNTY, TEXAS
FISCAL YEAR 2018-2019 BUDGET
JUSTICE OF PEACE PRECINCT #1 TECHNOLOGY FUND - 034

ACCOUNT	For 9 months ended			
	2017 Actual	6/30 2018 Actual	Amended 2018 Budget	2019 Budget
REVENUES				
Fees - JP #1	\$ 10,832	\$ 9,101	\$ 12,000	\$ 12,000
Interest	479	119	200	135
Total Revenues	11,311	9,221	12,200	12,135
EXPENDITURES				
Operating	7,461	2,551	12,000	6,000
Capital Outlay	47,000	-	-	-
Total Expenditures	54,461	2,551	12,000	6,000

Summary of JP Precinct #1 Technology Fund		2019 Budget
Revenues		\$ 12,135
Expenditures		6,000
Excess (Deficiency) of Revenues Over (Under) Expenditures		6,135
Transfers In from Other Funds		-
Transfers Out to Other Funds		-
Net Transfers		-
Net Change in Fund Balance		6,135
Estimated Beginning Fund Balance (10/1/18)		13,867
Estimated Ending Fund Balance (9/30/19)		\$ 20,002

RANDALL COUNTY, TEXAS
FISCAL YEAR 2018-2019 BUDGET
JUSTICE OF PEACE PRECINCT #4 TECHNOLOGY FUND - 035

ACCOUNT	For 9 months ended			
	2017 Actual	6/30 2018 Actual	Amended 2018 Budget	2019 Budget
REVENUES				
Fees - JP #4	\$ 4,878	\$ 4,139	\$ 6,000	\$ 5,000
Interest	920	98	200	100
Total Revenues	5,799	4,237	6,200	5,100
EXPENDITURES				
Operating	5,191	1,579	6,000	6,000
Capital Outlay	88,500	-	-	-
Total Expenditures	93,691	1,579	6,000	6,000

Summary of Justice of Peace Precinct #4 Technology Fund

	2019 Budget
Revenues	\$ 5,100
Expenditures	6,000
Excess (Deficiency) of Revenues Over (Under) Expenditures	(900)
Transfers In from Other Funds	
Transfers Out to Other Funds	
Net Transfers	-
Net Change in Fund Balance	(900)
Estimated Beginning Fund Balance (10/1/18)	8,952
Estimated Ending Fund Balance (9/30/19)	<u>\$ 8,052</u>

**RANDALL COUNTY, TEXAS
FISCAL YEAR 2018-2019 BUDGET
ELECTION FUND - 036**

ACCOUNT	For 9 months ended			
	2017 Actual	6/30 2018 Actual	Amended 2018 Budget	2019 Budget
REVENUES				
Election Revenue	123,350	45,686	50,000	75,000
Donated from Other Entities	-	-	-	-
Interest	832	1,482	-	1,500
Total Revenues	124,183	47,168	50,000	76,500
EXPENDITURES				
Salaries & Fringe Benefits	48,434	31,920	41,200	53,650
Operating	7,369	12,880	20,100	25,000
Capital Outlay	8,050	-	-	20,000
Total Expenditures	63,853	44,799	61,300	98,650

Summary of Election Fund		2019 Budget
Revenues		\$ 76,500
Expenditures		98,650
Excess (Deficiency) of Revenues Over (Under) Expenditures		(22,150)
Transfers In from Other Funds		-
Transfers Out to Other Funds		-
Net Transfers		-
Net Change in Fund Balance		(22,150)
Estimated Beginning Fund Balance (10/1/18)		104,631
Estimated Ending Fund Balance (9/30/19)		<u>\$ 82,481</u>

**RANDALL COUNTY, TEXAS
FISCAL YEAR 2018-2019 BUDGET
DISTRICT CLERK RECORDS MANAGEMENT FUND - 037**

ACCOUNT	For 9 months ended			
	2017 Actual	6/30 2018 Actual	Amended 2018 Budget	2019 Budget
REVENUES				
Fees - District Clerk	\$ 12,242	\$ 9,717	\$ 12,000	\$ 12,000
Interest	469	474	-	450
Total Revenues	12,711	10,190	12,000	12,450
EXPENDITURES				
Salaries & Fringe Benefits	-	-	11,660	11,660
Operating	17,681	1,229	27,000	27,000
Capital Outlay	-	-	-	-
Total Expenditures	17,681	1,229	38,660	38,660

Summary of District Clerk Records Management Fund		2019 Budget
Revenues		\$ 12,450
Expenditures		38,660
Excess (Deficiency) of Revenues Over (Under) Expenditures		(26,210)
Transfers In from Other Funds		
Transfers Out to Other Funds		
Net Transfers		-
Net Change in Fund Balance		(26,210)
Estimated Beginning Fund Balance (10/1/18)		29,781
Estimated Ending Fund Balance (9/30/19)		\$ 3,571

RANDALL COUNTY, TEXAS
FISCAL YEAR 2018-2019 BUDGET
COUNTY CLERK ARCHIVE FUND - 038

ACCOUNT	For 9 months ended			
	2017 Actual	6/30 2018 Actual	Amended 2018 Budget	2019 Budget
REVENUES				
Fees - County Clerk	\$ 117,025	\$ 84,420	\$ 114,000	\$ 110,500
Interest	1,506	2,239	300	1,850
Total Revenues	118,531	86,659	114,300	112,350
EXPENDITURES				
Salaries & Fringe Benefits	19,682	40,478	63,174	64,580
Operating	29,548	29,192	60,000	50,000
Capital Outlay	-	-	40,000	50,000
Total Expenditures	49,230	69,671	163,174	164,580

Summary of County Clerk Archive Fund		2019 Budget
Revenues		\$ 112,350
Expenditures		164,580
Excess (Deficiency) of Revenues Over (Under) Expenditures		(52,230)
Transfers In from Other Funds		-
Transfers Out to Other Funds		-
Net Transfers		-
Net Change in Fund Balance		(52,230)
Estimated Beginning Fund Balance (10/1/18)		171,728
Estimated Ending Fund Balance (9/30/19)		\$ 119,498

RANDALL COUNTY, TEXAS
FISCAL YEAR 2018-2019 BUDGET
DISTRICT CLERK - AGC IV-E FUND - 039

ACCOUNT	For 9 months ended			
	2017 Actual	6/30 2018 Actual	Amended 2018 Budget	2019 Budget
REVENUES				
District Clerk - AGC Fees	\$ -	\$ -	\$ -	\$ -
Interest	340	389	60	400
Total Revenues	340	389	60	400
EXPENDITURES				
Operating	-	-	23,000	23,000
Total Expenditures	-	-	23,000	23,000

Summary of District Clerk - AGC IV-E Fund		2019 Budget
Revenues		\$ 400
Expenditures		23,000
Excess (Deficiency) of Revenues Over (Under) Expenditures		(22,600)
Transfers In from Other Funds		-
Transfers Out to Other Funds		-
Net Transfers		-
Net Change in Fund Balance		(22,600)
Estimated Beginning Fund Balance (10/1/18)		30,748
Estimated Ending Fund Balance (9/30/19)		\$ 8,148

RANDALL COUNTY, TEXAS
FISCAL YEAR 2018-2019 BUDGET
CDA - CHECK COLLECTION/DISBURSEMENT - 070

ACCOUNT	For 9 months ended			
	2017 Actual	6/30 2018 Actual	Amended 2018 Budget	2019 Budget
REVENUES				
Check Collections	\$ -	\$ -	\$ -	\$ -
Processing Fees	\$ 10,897	\$ 7,635	\$ 9,500	\$ 9,500
Forgery Fees	555	530	-	100
Miscellaneous	4	145	-	-
Interest	-	-	-	-
Total Revenues	11,456	8,310	9,500	9,600
EXPENDITURES				
Salaries & Fringe Benefits	235	29,646	42,036	36,430
Operating	2,495	2,493	3,900	4,018
Total Expenditures	2,730	32,139	45,936	40,448
Transfers In	5,350	-	-	-
Total Transfers In	5,350	-	-	-
Transfers Out	-	-	330	197
Total Transfers Out	-	-	330	197

Summary of CDA - Check Collections/Disbursements Fund		2019 Budget
Revenues		\$ 9,600
Expenditures		40,448
Excess (Deficiency) of Revenues Over (Under) Expenditures		(30,848)
Transfers In from Other Funds		-
Transfers Out to Other Funds		197
Net Transfers		(197)
Net Change in Fund Balance		(31,045)
Estimated Beginning Fund Balance (10/1/18)		40,697
Estimated Ending Fund Balance (9/30/19)		\$ 9,652

RANDALL COUNTY, TEXAS
FISCAL YEAR 2018-2019 BUDGET
CDA - STATE DEPOSITS FUND - 071

ACCOUNT	For 9 months ended			
	2017 Actual	6/30 2018 Actual	Amended 2018 Budget	2019 Budget
REVENUES				
State Deposit	\$ 22,500	\$ 20,625	\$ 22,500	\$ 22,500
Interest	102	33	-	25
Total Revenues	22,602	20,658	22,500	22,525
EXPENDITURES				
Salaries	22,908	16,141	22,830	22,723
Total Expenditures	22,908	16,141	22,830	22,723
Transfers In	-	-	330	197
Total Transfers In	-	-	330	197
Transfers Out	5,350	-	-	-
Total Transfers Out	5,350	-	-	-

Summary of CDA - State Deposits Fund		2019 Budget
Revenues		\$ 22,525
Expenditures		22,723
Excess (Deficiency) of Revenues Over (Under) Expenditures		(198)
Transfers In from Other Funds		197
Transfers Out to Other Funds		-
Net Transfers		197
Net Change in Fund Balance		(1)
Estimated Beginning Fund Balance (10/1/18)		0
Estimated Ending Fund Balance (9/30/19)		\$ (0)

RANDALL COUNTY, TEXAS
FISCAL YEAR 2018-2019 BUDGET
CDA - FORFEITURE FUND - 072

ACCOUNT	For 9 months ended			
	2017 Actual	6/30 2018 Actual	Amended 2018 Budget	2019 Budget
REVENUES				
Forfeiture Funds	\$ 38,628	\$ (405)	\$ 50,000	\$ 80,000
Interest	436	360	-	300
Total Revenues	39,064	(45)	50,000	80,300
EXPENDITURES				
Salaries & Fringe Benefits	68,192	9,836	75,775	76,883
Operating	5,483	4,271	5,500	5,500
Total Expenditures	73,674	14,107	81,275	82,383

Summary of Forfeiture Funds		2019 Budget
Revenues		\$ 80,300
Expenditures		82,383
Excess (Deficiency) of Revenues Over (Under) Expenditures		(2,083)
Transfers In from Other Funds		-
Transfers Out to Other Funds		-
Net Transfers		-
Net Change in Fund Balance		(2,083)
Estimated Beginning Fund Balance (10/1/18)		4,618
Estimated Ending Fund Balance (9/30/19)		<u>\$ 2,535</u>

**RANDALL COUNTY, TEXAS
FISCAL YEAR 2018-2019 BUDGET
PRE-TRIAL DIVERSION PROGRAM - 075**

ACCOUNT	For 9 months ended			
	2017 Actual	6/30 2018 Actual	Amended 2018 Budget	2019 Budget
REVENUES				
Processing Fees	\$ 73,800	\$ 43,100	\$ 75,000	\$ 50,000
Interest	1,109	1,211	-	1,000
Total Revenues	74,909	44,311	75,000	51,000
EXPENDITURES				
Salaries & Fringe Benefits	48,748	47,550	101,018	88,711
Operating	-	-	-	-
Total Expenditures	48,748	47,550	101,018	88,711

Summary of Pre-Trial Diversion Program Fund		2019 Budget
Revenues		\$ 51,000
Expenditures		88,711
Excess (Deficiency) of Revenues Over (Under) Expenditures		(37,711)
Transfers In from Other Funds		-
Transfers Out to Other Funds		-
Net Transfers		-
Net Change in Fund Balance		(37,711)
Estimated Beginning Fund Balance (10/1/18)		96,190
Estimated Ending Fund Balance (9/30/19)		\$ 58,479

**RANDALL COUNTY, TEXAS
FISCAL YEAR 2018-2019 BUDGET
JAIL COMMISSARY FUND - 081**

ACCOUNT	For 9 months ended			
	2017 Actual	6/30 2018 Actual	Amended 2018 Budget	2019 Budget
REVENUES				
Commissary Sales & Commissions	\$ 126,759	\$ 96,956	\$ 96,000	\$ 130,000
Kits & Phone cards	112,628	90,545	104,000	116,500
Interest	2,549	3,677	900	3,000
Total Revenues	241,936	191,178	200,900	249,500
EXPENDITURES				
Salaries & Fringe Benefits	32,213	24,267	32,951	33,783
Operating	163,975	117,641	168,754	238,616
Total Expenditures	196,188	141,908	201,705	272,399

Summary of Jail Commissary Fund		2019 Budget
Revenues		\$ 249,500
Expenditures		272,399
Excess (Deficiency) of Revenues Over (Under) Expenditures		(22,899)
Transfers In from Other Funds		-
Transfers Out to Other Funds		-
Net Transfers		-
Net Change in Fund Balance		(22,899)
Estimated Beginning Fund Balance (10/1/18)		328,958
Estimated Ending Fund Balance (9/30/19)		\$ 306,058

**RANDALL COUNTY, TEXAS
FISCAL YEAR 2018-2019 BUDGET
DEBT SCHEDULE**

<u>Bond Issues</u>	<u>Series</u>	<u>Term</u>	<u>Interest Rate</u>	<u>Original Issue</u>	<u>Interest</u>	<u>Total Cost</u>
Certificates of Obligation	2009	20	2.00% - 4.70%	11,300,000	8,668,835	19,968,835
Certificates of Obligation	2010	19	2.25% - 4.20%	9,200,000	5,215,246	14,415,246
Certificates of Obligation	2013	20	2.00% - 4.00%	5,715,000	2,355,375	8,070,375
General Obligation Refunding Bonds	2013	11	2.80%	3,615,000	924,114	4,539,114
General Obligation Refunding Bonds	2015	6	1.49%	8,450,000	357,056	8,807,056
Certificates of Obligation	2016	20	2.00% - 4.00%	8,685,000	2,388,873	11,073,873
General Obligation Refunding Bonds	2017	12	2.03%	9,300,000	1,709,632	11,009,632
Certificates of Obligation	2018	10	2.00% - 4.00%	7,590,000	1,168,186	8,758,186
Total Bonds Issued				63,855,000	22,787,316	86,642,316
				Principal	Interest	Total
Debt Service Payments as of October 1, 2018				\$ 17,695,000	\$ 13,541,891	\$ 31,236,891
Outstanding Debt as of October 1, 2018				\$ 46,160,000	\$ 9,245,425	\$ 55,405,425

RANDALL COUNTY, TEXAS
ANNUAL DEBT SERVICE REQUIREMENTS
As of October 1, 2018

<u>Fiscal Year</u>	<u>Principal</u>	<u>Interest</u>	<u>Total Cost</u>
2019	3,820,000	1,396,948	5,216,948
2020	3,965,000	1,245,145	5,210,145
2021	3,605,000	1,136,219	4,741,219
2022	3,820,000	1,027,229	4,847,229
2023	3,945,000	895,409	4,840,409
2024	3,415,000	773,506	4,188,506
2025	3,525,000	670,100	4,195,100
2026	3,660,000	561,143	4,221,143
2027	3,770,000	452,745	4,222,745
2028	3,875,000	339,918	4,214,918
2029	3,430,000	234,688	3,664,688
2030	810,000	140,593	950,593
2031	830,000	118,655	948,655
2032	850,000	96,153	946,153
2033	875,000	73,085	948,085
2034	895,000	49,278	944,278
2035	530,000	23,005	553,005
2036	540,000	11,610	551,610
	<u>46,160,000</u>	<u>9,245,425</u>	<u>55,405,425</u>

**RANDALL COUNTY, TEXAS
FISCAL YEAR 2018-2019 BUDGET
DEBT SERVICE FUND - 030**

ACCOUNT	For 9 months ended			
	2017 Actual	6/30 2018 Actual	Amended 2018 Budget	2019 Budget
REVENUES				
Taxes	\$ 4,271,010	\$ 3,993,236	\$ 4,054,398	\$ 5,090,584
Other	-	8,086	-	-
Refunding Bond Proceeds	-	-	-	-
Interest	20,787	45,037	15,000	35,000
Total Revenues	4,291,797	4,046,358	4,069,398	5,125,584
EXPENDITURES				
2009 CO Series	586,256	40,838	186,675	242,475
2010 CO Series	415,478	176,839	413,678	1,381,728
2013 CO Series	398,400	81,900	398,800	399,100
2013 GO Refunding Bonds	126,880	48,020	131,040	130,060
2015 GO Refunding Bonds	2,076,683	33,465	2,082,423	1,057,399
2016 CO Series	604,615	105,958	551,915	550,115
2017 GO Refunding Bonds	-	115,210	400,582	255,339
2018 CO Series	-	-	-	1,200,733
Administration	660	1,100	5,000	5,000
Total Expenditures	4,208,972	603,329	4,170,113	5,221,949

Summary of Debt Service Fund		2019 Budget
Revenues		\$ 5,125,584
Expenditures		5,221,949
Excess (Deficiency) of Revenues Over (Under) Expenditures		(96,365)
Transfers In from Other Funds		-
Transfers Out to Other Funds		-
Net Transfers		-
Net Change in Fund Balance		(96,365)
Estimated Beginning Fund Balance (10/1/18)		146,364
Estimated Ending Fund Balance (9/30/19)		\$ 50,000

RANDALL COUNTY, TEXAS
FISCAL YEAR 2018-2019 BUDGET
RADIO COMMUNICATIONS SYSTEM FUND - 041

ACCOUNT	For 9 months ended			
	2017 Actual	6/30 2018 Actual	Amended 2018 Budget	2019 Budget
REVENUES				
Interest	\$ -	\$ 27,125	\$ -	\$ 20,000
Bond Proceeds	\$ -	\$ 7,590,000	\$ -	\$ -
Bond Premium	\$ -	\$ 333,314	\$ -	\$ -
Total Revenues	-	7,950,439	-	20,000
EXPENDITURES				
Operating	-	123,314	-	-
Capital Outlay	-	74,679	-	6,175,143
Total Expenditures	-	197,994	-	6,175,143
Transfers In	-	-	-	-
Total Transfers In	-	-	-	-
Transfers Out	-	-	-	-
Total Transfers Out	-	-	-	-

Summary of Radio Communications System Fund		2019 Budget
Revenues		\$ 20,000
Expenditures		6,175,143
Excess (Deficiency) of Revenues Over (Under) Expenditures		(6,155,143)
Transfers In from Other Funds		-
Transfers Out to Other Funds		-
Net Transfers		-
Net Change in Fund Balance		(6,155,143)
Estimated Beginning Fund Balance (10/1/18)		6,155,143
Estimated Ending Fund Balance (9/30/19)		\$ -

**RANDALL COUNTY, TEXAS
FISCAL YEAR 2018-2019 BUDGET
JUSTICE CENTER/ANNEX FUND - 045**

ACCOUNT	For 9 months ended			
	2017 Actual	6/30 2018 Actual	Amended 2018 Budget	2019 Budget
REVENUES				
Interest	\$ 54,356	\$ 8,870	\$ 8,827	\$ -
Bond Proceeds	\$ -	\$ -	\$ -	\$ -
Bond Premium	\$ -	\$ -	\$ -	\$ -
Total Revenues	54,356	8,870	8,827	-
EXPENDITURES				
Operating	395,728	217,008	225,966	-
Capital Outlay	4,177,150	1,952,531	1,963,193	-
Total Expenditures	4,572,878	2,169,539	2,189,159	-
Transfers In	-	400,000	400,000	-
Total Transfers In	-	400,000	400,000	-
Transfers Out	-	-	-	-
Total Transfers Out	-	-	-	-

Summary of Justice Center/Annex Fund		2019 Budget
Revenues		\$ -
Expenditures		-
Excess (Deficiency) of Revenues Over (Under) Expenditures		-
Transfers In from Other Funds		-
Transfers Out to Other Funds		-
Net Transfers		-
Net Change in Fund Balance		-
Estimated Beginning Fund Balance (10/1/18)		(0)
Estimated Ending Fund Balance (9/30/19)		<u>\$ (0)</u>

**RANDALL COUNTY, TEXAS
FISCAL YEAR 2018-2019 BUDGET
HEALTH CARE FUND - 027**

ACCOUNT	For 9 months ended			
	2017 Actual	6/30 2018 Actual	Amended 2018 Budget	2019 Budget
REVENUES				
Health Care Premiums	\$ 4,169,450	\$ 2,836,948	\$ 3,753,780	\$ 3,814,140
Alternate Plan	215,150	169,065	210,600	238,680
Cobra/Retiree Premiums	93,609	85,540	81,840	128,381
Miscellaneous Revenue	124,217	82,715	40,000	80,000
Interest	30,869	38,823	21,600	46,200
Total Revenues	4,633,295	3,213,091	4,107,820	4,307,401
EXPENDITURES				
Health Claims	2,991,564	2,206,821	3,143,526	3,425,123
Prescription Claims	712,290	723,353	904,357	1,077,994
Operating	45,598	62,297	118,755	78,745
Total Expenditures	3,749,451	2,992,470	4,166,638	4,581,862
Transfers In	-	-	-	-
Total Transfers In	-	-	-	-

Summary of Health Care Fund		2019 Budget
Revenues		\$ 4,307,401
Expenditures		4,581,862
Excess (Deficiency) of Revenues Over (Under) Expenditures		(274,461)
Transfers In from Other Funds		-
Transfers Out to Other Funds		-
Net Transfers		-
Net Change in Fund Balance		(274,461)
Estimated Beginning Fund Balance (10/1/18)		2,781,372
Estimated Ending Fund Balance (9/30/19)		\$ 2,506,911

RANDALL COUNTY, TEXAS
FISCAL YEAR 2018-2019 BUDGET
JUVENILE PROBATION GENERAL FUND - 011

ACCOUNT	For 9 months ended			
	2017 Actual	6/30 2018 Actual	Amended 2018 Budget	2019 Budget
REVENUES				
Potter County	48,162	32,108	48,162	48,162
Other Counties	28,935	24,086	28,500	28,897
Reimbursed Med	1,421	1,502	3,000	3,000
Interest	-	-	-	-
Miscellaneous	12,556	-	1,650	150
Total Revenues	91,074	57,696	81,312	80,209
EXPENDITURES				
Salaries & Fringe Benefits	1,820,562	1,254,271	2,060,293	2,035,926
Operating	335,725	214,052	437,425	437,425
Capital Outlay	87,511	74,290	80,000	171,600
Total Expenditures	2,243,799	1,542,613	2,577,718	2,644,951
Transfers In	2,325,002	1,759,804	2,346,406	2,444,742
Total Transfers In	2,325,002	1,759,804	2,346,406	2,444,742
Transfers Out	-	-	-	145,000
Total Transfers Out	-	-	-	145,000

Summary of General Fund - Juvenile Probation		2019 Budget
Revenues		\$ 80,209
Expenditures		2,644,951
Excess (Deficiency) of Revenues Over (Under) Expenditures		(2,564,742)
Transfers In from Other Funds		2,444,742
Transfers Out to Other Funds		145,000
Net Transfers		2,299,742
Net Change in Fund Balance		(265,000)
Estimated Beginning Fund Balance (10/1/18)		265,000
Estimated Ending Fund Balance (9/30/19)		\$ (0)

**RANDALL COUNTY, TEXAS
FISCAL YEAR 2018-2019 BUDGET
JUVENILE PROBATION FUND - 022**

ACCOUNT	For 10 months ended			
	2017 Actual	6/30 2018 Actual	Amended 2018 Budget	2019 Budget
REVENUES				
Grant Proceeds	\$ 981,227	\$ 815,802	\$ 901,292	\$ 947,159
Fees	50,715	47,880	41,875	54,000
Interest	6,915	10,076	2,650	7,500
Total Revenues	1,038,857	873,758	945,817	1,008,659
EXPENDITURES				
Salaries & Fringe Benefits	526,484	400,448	498,629	470,773
Operating	407,996	322,238	500,478	587,501
Capital Outlay	-	-	5,000	7,000
Total Expenditures	934,480	722,686	1,004,107	1,065,274
Transfers In	-	-	-	-
Total Transfers In	-	-	-	-
Transfers Out	71,185	59,321	71,185	71,185
Total Transfers Out	71,185	59,321	71,185	71,185

Summary of Juvenile Probation Fund		2019 Budget
Revenues		\$ 1,008,659
Expenditures		1,065,274
Excess (Deficiency) of Revenues Over (Under) Expenditures		(56,615)
Transfers In from Other Funds		-
Transfers Out to Other Funds		71,185
Net Transfers		(71,185)
Net Change in Fund Balance		(127,800)
Estimated Beginning Fund Balance (9/1/18)		727,401
Estimated Ending Fund Balance (8/31/19)		\$ 599,601

RANDALL COUNTY, TEXAS
FISCAL YEAR 2018-2019 BUDGET
YOUTH CENTER OF THE HIGH PLAINS OPERATIONS FUND - 050

ACCOUNT	For 9 months ended			
	2017 Actual	6/30 2018 Actual	Amended 2018 Budget	2019 Budget
REVENUES				
AISD Teacher	\$ 45,518	\$ 30,952	\$ 46,428	\$ 46,428
Bed Contracts	680,520	540,020	600,000	750,000
USDA Fed Lunch	103,408	65,492	100,000	100,000
Reimbursed Medical	9,933	4,047	8,000	7,000
Potter County Contract	2,286,677	1,955,457	2,536,284	2,611,943
Miscellaneous	25,307	16,264	22,600	22,600
Interest	5,389	5,184	3,500	3,500
Total Revenues	3,156,752	2,617,415	3,316,812	3,541,471
EXPENDITURES				
Salaries & Fringe Benefits	4,846,967	3,670,684	5,135,146	5,399,435
Operating	590,526	420,342	696,950	732,978
Capital Outlay	-	-	-	-
Total Expenditures	5,437,494	4,091,026	5,832,096	6,132,413
Transfers In	2,340,290	1,920,213	2,560,284	2,641,942
Total Transfers In	2,340,290	1,920,213	2,560,284	2,641,942
Transfers Out	53,620	39,340	45,000	51,000
Total Transfers Out	53,620	39,340	45,000	51,000

Summary of Youth Center of the High Plains Operations Fund		2019 Budget
Revenues		\$ 3,541,471
Expenditures		6,132,413
Excess (Deficiency) of Revenues Over (Under) Expenditures		(2,590,942)
Transfers In from Other Funds		2,641,942
Transfers Out to Other Funds		51,000
Net Transfers		2,590,942
Net Change in Fund Balance		(0)
Estimated Beginning Fund Balance (10/1/18)		125,000
Estimated Ending Fund Balance (9/30/19)		\$ 125,000

RANDALL COUNTY, TEXAS
FISCAL YEAR 2018-2019 BUDGET
NEXT STEP HOME OPERATIONS FUND - 051

ACCOUNT	For 9 months ended			
	2017 Actual	6/30 2018 Actual	Amended 2018 Budget	2019 Budget
REVENUES				
Bed Contracts	\$ -	\$ -	\$ -	\$ -
Potter County Contract	-	-	-	-
Miscellaneous Revenue	-	-	-	-
Interest	780	779	-	750
Total Revenues	780	779	-	750
EXPENDITURES				
Salaries & Fringe Benefits	-	-	-	-
Operating	9,258	6,942	8,650	10,850
Capital Outlay	-	-	-	-
Total Expenditures	9,258	6,942	8,650	10,850
Transfers In	-	-	-	-
Total Transfers In	-	-	-	-
Transfers Out	-	-	-	-
Total Transfers Out	-	-	-	-

Summary of Next Step Operations Fund		2019 Budget
Revenues		\$ 750
Expenditures		10,850
Excess (Deficiency) of Revenues Over (Under) Expenditures		(10,100)
Transfers In from Other Funds		-
Transfers Out to Other Funds		-
Net Transfers		-
Net Change in Fund Balance		(10,100)
Estimated Beginning Fund Balance (10/1/18)		55,607
Estimated Ending Fund Balance (9/30/19)		\$ 45,507

RANDALL COUNTY, TEXAS
FISCAL YEAR 2018-2019 BUDGET
JUVENILE CENTER IMPROVEMENT FUND - 042

ACCOUNT	For 9 months ended			
	2017 Actual	6/30 2018 Actual	Amended 2018 Budget	2019 Budget
REVENUES				
Interest	\$ 2,511	\$ 2,986	\$ 600	\$ 1,000
Total Revenues	2,511	2,986	600	1,000
EXPENDITURES				
Operating	40,262	35,831	46,000	28,000
Capital Outlay	-	-	73,345	250,000
Total Expenditures	40,262	35,831	119,345	278,000
Transfers In	53,620	39,340	45,000	196,000
Total Transfers In	53,620	39,340	45,000	196,000

Summary of Juvenile Center Improvement Fund		2019 Budget
Revenues		\$ 1,000
Expenditures		278,000
Excess (Deficiency) of Revenues Over (Under) Expenditures		(277,000)
Transfers In from Other Funds		196,000
Transfers Out to Other Funds		-
Net Transfers		196,000
Net Change in Fund Balance		(81,000)
Estimated Beginning Fund Balance (10/1/18)		182,747
Estimated Ending Fund Balance (9/30/19)		\$ 101,747