



# Randall County Treasurer Report

March 2020

Cash and Investments

Commissioners Court April 14, 2020

Randall County Treasurer

Angie Parker

All investments are in compliance with both the Public Funds Investment Act and the Randall County Investment Policy. The investment strategy is passive, which maintains a liquid cash flow and safety of the investment as priorities.

Respectfully submitted by

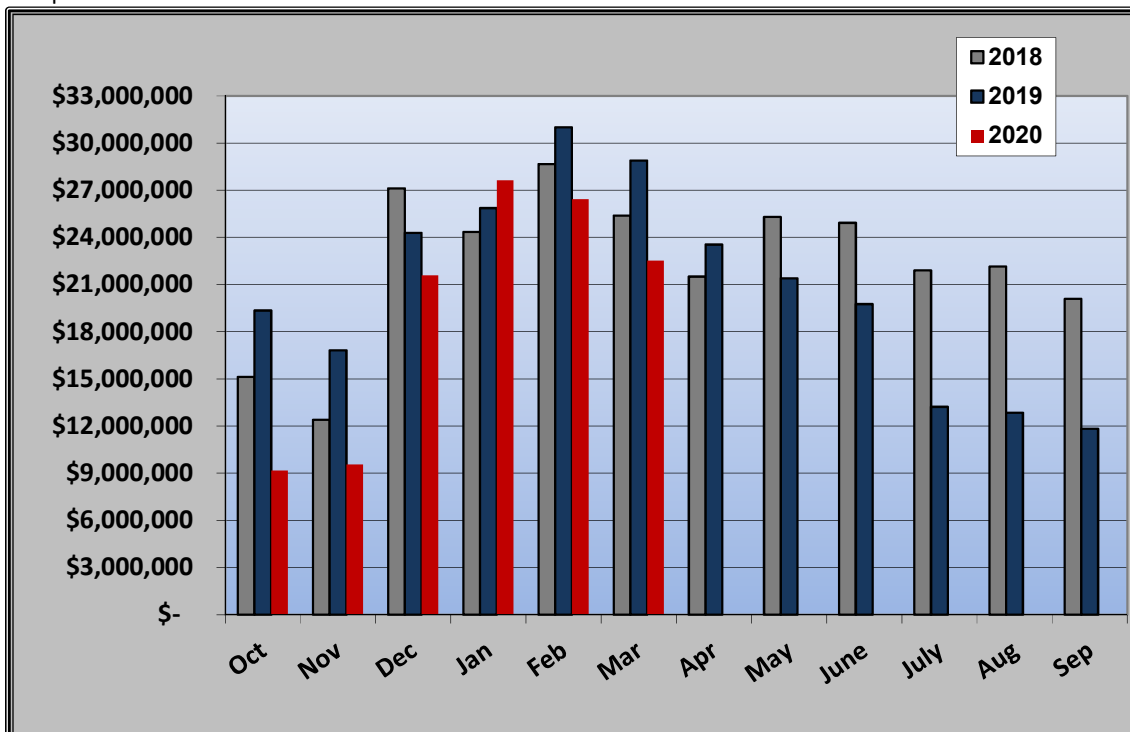
*Angie Parker*

---



# Amarillo National Bank Clearing Account

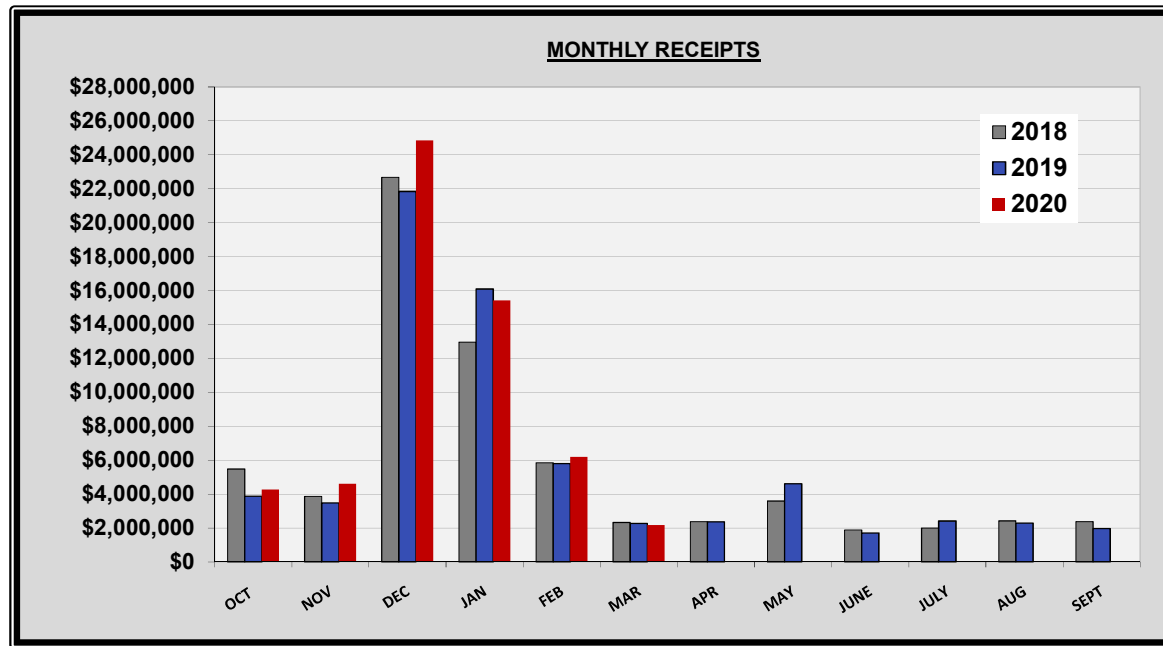
	Opening	Deposits	Withdrawals	Closing	Interest
Oct 2018	\$ 20,091,228	\$ 5,416,736	\$ 6,157,060	\$ 19,350,903	\$ 39,456
Nov 2018	\$ 19,350,903	\$ 4,527,267	\$ 7,052,198	\$ 16,825,973	\$ 34,561
Dec 2018	\$ 16,825,973	\$ 24,948,427	\$ 17,477,515	\$ 24,296,884	\$ 42,551
Jan 2019	\$ 24,296,884	\$ 13,444,693	\$ 11,875,456	\$ 25,866,120	\$ 57,674
Feb 2019	\$ 25,866,120	\$ 10,258,716	\$ 5,118,741	\$ 31,006,095	\$ 61,765
Mar 2019	\$ 31,006,095	\$ 2,420,755	\$ 4,540,528	\$ 28,886,323	\$ 62,648
Apr 2019	\$ 28,886,323	\$ 2,395,264	\$ 7,731,758	\$ 23,549,829	\$ 59,008
May 2019	\$ 23,549,829	\$ 4,519,438	\$ 6,666,488	\$ 21,402,779	\$ 49,583
June 2019	\$ 21,402,779	\$ 3,641,351	\$ 5,287,946	\$ 19,756,184	\$ 38,945
July 2019	\$ 19,756,184	\$ 2,482,323	\$ 9,022,244	\$ 13,216,262	\$ 41,656
Aug 2019	\$ 13,216,262	\$ 6,257,992	\$ 6,631,722	\$ 12,842,532	\$ 27,946
Sep 2019	\$ 12,842,532	\$ 3,772,591	\$ 4,794,740	\$ 11,820,383	\$ 24,771
Oct 2019	\$ 11,820,383	\$ 5,912,234	\$ 8,556,699	\$ 9,175,918	\$ 18,969
Nov 2019	\$ 9,175,918	\$ 6,797,545	\$ 6,408,506	\$ 9,564,957	\$ 14,161
Dec 2019	\$ 9,564,957	\$ 23,003,144	\$ 10,963,490	\$ 21,604,610	\$ 24,498
Jan 2020	\$ 21,604,610	\$ 13,707,075	\$ 7,682,182	\$ 27,629,503	\$ 40,154
Feb 2020	\$ 27,629,503	\$ 9,969,104	\$ 11,166,860	\$ 26,431,747	\$ 37,691
Mar 2020	\$ 26,431,747	\$ 2,060,503	\$ 5,973,343	\$ 22,518,907	\$ 35,386
Apr 2020					
May 2020					
June 2020					
July 2020					
Aug 2020					
Sep 2020					





# CASH RECEIPTS FOR 2019 - 2020

MONTH	AD VALOREM TAX	TAX OFFICE (OTHER)	ASSISTANCE DISTRICT 1	OTHER STATE REV	COUNTY CLERK	DISTRICT CLERK	JP #1	JP #4	SHERIFF	DISTRICT ATTORNEY	YOUTH CENTER NEXT STEP	JUVENILE PROBATION	OTHER RECEIPTS	MONTHLY RECEIPT TOTAL
OCT 2019	1,756,444	222,916	96,278	197,294	148,989	142,189	58,004	56,660	646,822	21,941	287,338	97,746	533,065	4,265,684
NOV 2019	2,409,318	131,449	92,102	48,330	125,317	118,228	56,729	57,901	459,915	11,900	278,199	92,114	722,107	4,603,608
DEC 2019	23,197,267	164,473	93,212	60,177	146,379	104,874	50,832	54,583	437,340	15,901	291,696	9,796	227,579	24,854,107
JAN 2020	12,501,851	575,162	83,614	115,233	143,032	131,442	68,689	66,155	489,874	16,243	310,165	412,641	499,931	15,414,032
FEB 2020	4,079,136	265,527	101,245	43,163	140,182	123,008	65,438	69,214	569,349	21,350	298,434	286,491	132,708	6,195,245
MAR 2020	395,427	158,394	89,205	60,781	152,778	115,660	74,741	59,286	457,098	24,120	302,761	157,382	130,730	2,178,364
APR 2020														
MAY 2020														
JUNE 2020														
JULY 2020														
AUG 2020														
SEPT 2020														
<b>TOTAL</b>	<b>44,339,443</b>	<b>1,517,921</b>	<b>555,654</b>	<b>524,978</b>	<b>856,676</b>	<b>735,402</b>	<b>374,433</b>	<b>363,799</b>	<b>3,060,398</b>	<b>111,455</b>	<b>1,768,593</b>	<b>1,056,170</b>	<b>2,246,119</b>	<b>57,511,041</b>



Source: Receipt Report Net Data



## CASH BALANCES BY FUND FOR MARCH 2020

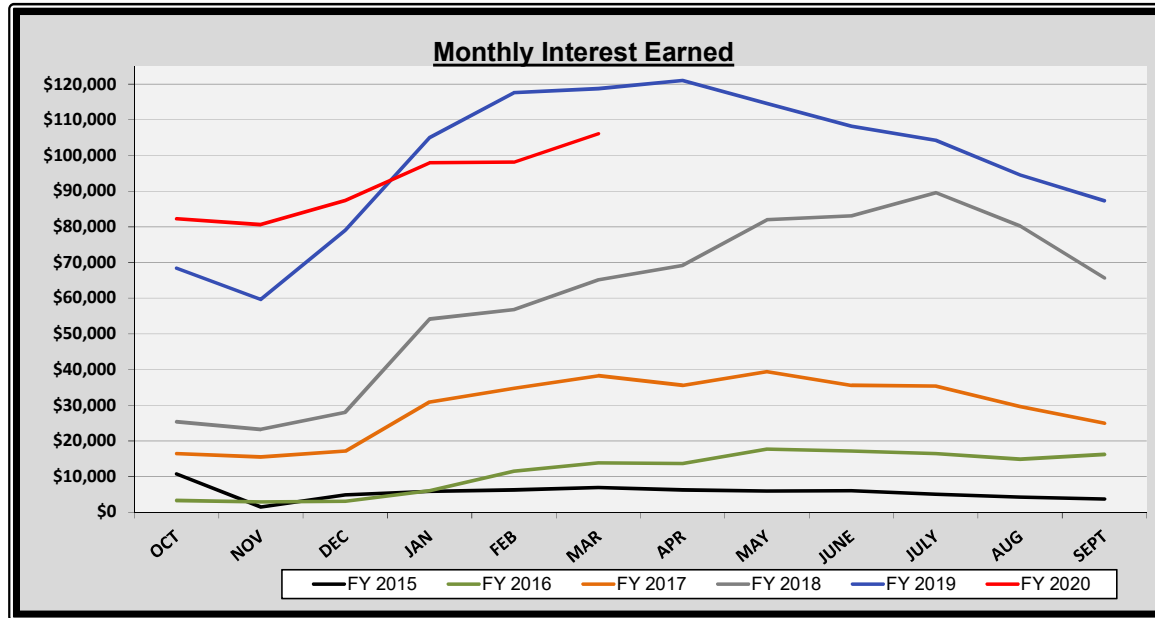
Fund		Clearing Account	Texas Class	Multi-Bank Securities	TexPool	Total
010-110-110	General	\$ 11,230,032	\$ 10,678,693	\$ 15,395,000	\$ 114,760	\$ 37,418,485
011-110-110	Juvenile Probation General	\$ 1,506,952		\$ 500,000		\$ 2,006,952
012-110-110	JP Security	\$ 31,407				\$ 31,407
013-110-110	County Clerk Technology	\$ 7,744				\$ 7,744
014-110-110	County Clerk Preservation	\$ 11,617				\$ 11,617
016-110-110	Sheriff Forfeiture	\$ 44,513				\$ 44,513
018-110-110	District Clerk Technology	\$ 3,595				\$ 3,595
019-110-110	District Clerk Preservation	\$ 45,482		\$ 50,000		\$ 95,482
021-110-110	Law Library	\$ 46,724		\$ 100,000		\$ 146,724
022-110-110	Juvenile Probation	\$ 918,329				\$ 918,329
023-110-110	Court Cost	\$ 250,384				\$ 250,384
025-110-110	Cafeteria Plan	\$ 223				\$ 223
027-110-110	Health Care	\$ 1,109,286		\$ 1,500,000		\$ 2,609,286
028-110-110	Tax Assessor/Collector Motor Veh. Inv Tax	\$ (1,158)				\$ (1,158)
029-110-110	District Clerk Archive	\$ 66,700				\$ 66,700
030-110-110	Debt Service	\$ 3,548,817				\$ 3,548,817
031-110-110	Courthouse & Justice Center Security	\$ 80,463				\$ 80,463
032-110-110	County Records Management	\$ 6,878				\$ 6,878
033-110-110	County Clerks Records Mgmt	\$ 136,675		\$ 200,000		\$ 336,675
034-110-110	JP #1 Technology	\$ 23,360				\$ 23,360
035-110-110	JP #4 Technology	\$ 15,922				\$ 15,922
036-110-110	Election	\$ 48,987		\$ 50,000		\$ 98,987
037-110-110	District Clerk Records Mgmt	\$ 55,390				\$ 55,390
038-110-110	County Clerk Archive	\$ 104,312		\$ 100,000		\$ 204,312
039-110-110	District Clerk - AGC IV-E	\$ 32,089				\$ 32,089
041-110-110	Radio Communications System	\$ 735,940		\$ 1,000,000		\$ 1,735,940
042-110-110	Juvenile Center Improvement	\$ 245,459				\$ 245,459
044-110-110	1909 Courthouse Restoration	\$ (15,136)				\$ (15,136)
050-110-110	Youth Center of the High Plains Operations	\$ 327,832				\$ 327,832
070-110-110	CDA - Check Collection/Disbursement	\$ 21,642				\$ 21,642
071-110-110	CDA - State Deposits	\$ 2,565				\$ 2,565
072-110-110	CDA - Forfeiture	\$ 18,262				\$ 18,262
073-110-110	CDA - Seizure	\$ 406,319				\$ 406,319
075-110-110	Pre-Trial Diversion Program	\$ 102,478				\$ 102,478
081-110-110	Jail Commissary	\$ 193,835		\$ 200,000		\$ 393,835
093-110-110	Youth Activities	\$ 36,124				\$ 36,124
		\$ 21,400,043	\$ 10,678,693	\$ 19,095,000	\$ 114,760	\$ 51,288,496

Source: NetData



## INTEREST REVENUE

End Month	Tex Pool Clearing	Interest	Texas Class Clearing	Interest	ANB Clearing	Interest	CD's	Accrued Interest	Total Interest	Interest To Date
Oct 2018	\$ 111,464	\$ 203	\$ 3,414,518	\$ 8,819	\$ 19,350,903	\$ 39,456	\$ 5,441,000	\$ 19,912	\$ 68,390	\$ 68,390
Nov 2018	\$ 111,666	\$ 202	\$ 2,420,993	\$ 6,475	\$ 16,825,973	\$ 34,561	\$ 5,441,000	\$ 18,410	\$ 59,647	\$ 128,037
Dec 2018	\$ 111,883	\$ 217	\$ 7,434,091	\$ 13,099	\$ 24,296,884	\$ 42,551	\$ 6,935,000	\$ 23,221	\$ 79,087	\$ 207,124
Jan 2019	\$ 112,110	\$ 227	\$ 12,455,745	\$ 21,654	\$ 25,866,120	\$ 57,674	\$ 8,416,000	\$ 25,461	\$ 105,015	\$ 312,140
Feb 2019	\$ 112,316	\$ 206	\$ 12,480,937	\$ 25,191	\$ 31,006,095	\$ 61,765	\$ 8,661,000	\$ 30,433	\$ 117,595	\$ 429,735
Mar 2019	\$ 112,546	\$ 230	\$ 12,508,646	\$ 27,710	\$ 28,886,323	\$ 62,648	\$ 9,159,000	\$ 28,158	\$ 118,746	\$ 548,481
Apr 2019	\$ 112,772	\$ 225	\$ 12,535,229	\$ 26,583	\$ 23,549,829	\$ 59,008	\$ 9,658,000	\$ 35,196	\$ 121,012	\$ 669,493
May 2019	\$ 113,002	\$ 230	\$ 12,562,475	\$ 27,246	\$ 21,402,779	\$ 49,583	\$ 10,650,000	\$ 37,461	\$ 114,520	\$ 784,013
June 2019	\$ 113,223	\$ 221	\$ 10,587,683	\$ 25,208	\$ 19,756,184	\$ 38,945	\$ 11,636,000	\$ 43,872	\$ 108,247	\$ 892,259
July 2019	\$ 113,452	\$ 230	\$ 10,609,404	\$ 21,721	\$ 13,216,262	\$ 41,656	\$ 11,884,000	\$ 40,653	\$ 104,260	\$ 996,519
Aug 2019	\$ 113,662	\$ 209	\$ 4,624,391	\$ 14,987	\$ 12,842,532	\$ 27,946	\$ 12,877,000	\$ 51,387	\$ 94,528	\$ 1,091,048
Sep 2019	\$ 113,864	\$ 202	\$ 4,632,779	\$ 8,387	\$ 11,820,383	\$ 24,771	\$ 13,375,000	\$ 53,924	\$ 87,285	\$ 1,178,333
Oct 2019	\$ 114,049	\$ 185	\$ 2,638,269	\$ 5,490	\$ 9,175,918	\$ 18,969	\$ 14,366,000	\$ 57,619	\$ 82,264	\$ 82,264
Nov 2019	\$ 114,206	\$ 157	\$ 641,535	\$ 3,267	\$ 9,564,957	\$ 14,161	\$ 15,113,000	\$ 63,040	\$ 80,625	\$ 162,889
Dec 2019	\$ 114,363	\$ 157	\$ 5,642,826	\$ 1,291	\$ 21,604,610	\$ 24,498	\$ 15,608,000	\$ 61,449	\$ 87,395	\$ 250,284
Jan 2020	\$ 114,518	\$ 155	\$ 5,651,714	\$ 8,888	\$ 27,629,503	\$ 40,154	\$ 17,351,000	\$ 48,772	\$ 97,968	\$ 348,252
Feb 2020	\$ 114,663	\$ 145	\$ 10,665,435	\$ 13,721	\$ 26,431,747	\$ 37,691	\$ 18,594,000	\$ 46,555	\$ 98,112	\$ 446,364
Mar 2020	\$ 114,760	\$ 98	\$ 10,678,693	\$ 13,258	\$ 22,518,907	\$ 35,386	\$ 19,095,000	\$ 57,333	\$ 106,075	\$ 552,439
Apr 2020										
May 2020										
June 2020										
July 2020										
Aug 2020										
Sep 2020										



Source: Tex Pool, Amarillo National Bank, Texas Class & Multi-Bank Securities



## CASH OVERVIEW

Purchase Date	Security	Coupon or Avg Rate	Maturity Date	Yield	Par	Price	Days to Maturity	Beginning Book	Beginning Market	Ending Book	Ending Market	Period Earnings	Est. Annual Income
<b>Bank Checking Accounts</b>													
	ANB Clearing Acct	0		1.89%	\$ 22,518,907	\$100		\$26,431,747	\$26,431,747	\$ 22,518,907	\$ 22,518,907	\$ 35,386	\$400,000
<b>Certificates of Deposit</b>													
3/1/2018	Discover Bank	100	3/2/2020	2.35%	\$ 245,000	\$100		\$ 245,000	\$ 245,017	\$ -	\$ -	\$ 2,887	\$ 5,758
3/29/2018	Stifel Bank & Trust	100	3/30/2020	2.55%	\$ 248,000	\$100		\$ 248,000	\$ 248,221	\$ -	\$ -	\$ 1,057	\$ 6,324
1/15/2020	Parkway Bank and Trust Co	100	4/15/2020	1.60%	\$ 249,000	\$100	15	\$ 249,000	\$ 249,030	\$ 249,000	\$ 249,067	\$ 830	\$ 3,984
5/30/2018	Central State Bank	100	4/30/2020	2.50%	\$ 248,000	\$100	30	\$ 248,000	\$ 248,419	\$ 248,000	\$ 248,320	\$ -	\$ 6,200
5/9/2018	Garrett State Bank	100	5/11/2020	2.55%	\$ 248,000	\$100	41	\$ 248,000	\$ 248,521	\$ 248,000	\$ 248,451	\$ 381	\$ 6,324
12/28/2018	Firstbank Puerto Rico	100	6/29/2020	2.85%	\$ 248,000	\$100	90	\$ 248,000	\$ 249,114	\$ 248,000	\$ 249,133	\$ 58	\$ 7,068
1/13/2020	Bank of Leumi USA	100	7/13/2020	1.60%	\$ 248,000	\$100	104	\$ 248,000	\$ 248,089	\$ 248,000	\$ 248,422	\$ 848	\$ 3,968
1/17/2019	Patriot Bank, NA	100	7/17/2020	2.60%	\$ 245,000	\$100	108	\$ 245,000	\$ 246,039	\$ 245,000	\$ 246,161	\$ 1,291	\$ 6,370
5/11/2018	Mid America Bank	100	8/11/2020	2.55%	\$ 248,000	\$100	133	\$ 248,000	\$ 249,168	\$ 248,000	\$ 249,374	\$ 347	\$ 6,324
10/11/2019	Safra Nat'l Bank NY	100	9/11/2020	1.75%	\$ 246,000	\$100	164	\$ 246,000	\$ 246,330	\$ 246,000	\$ 246,782	\$ 2,029	\$ 4,305
1/17/2020	John Marshall Bank	100	9/17/2020	1.60%	\$ 249,000	\$100	170	\$ 249,000	\$ 249,152	\$ 249,000	\$ 249,640	\$ 153	\$ 3,984
5/29/2018	Independent Bank	100	9/29/2020	2.60%	\$ 248,000	\$100	182	\$ 248,000	\$ 249,619	\$ 248,000	\$ 249,905	\$ 35	\$ 6,448
1/8/2020	Bank of America NA	100	10/8/2020	1.60%	\$ 249,000	\$100	191	\$ 249,000	\$ 249,184	\$ 249,000	\$ 249,710	\$ 906	\$ 3,984
4/11/2018	Jefferson Bank & Trust	100	10/12/2020	2.50%	\$ 245,000	\$100	195	\$ 245,000	\$ 246,548	\$ 245,000	\$ 246,874	\$ 2,886	\$ 6,125
12/7/2017	Ally Bk Midvale Utah	100	12/7/2020	2.10%	\$ 250,000	\$100	251	\$ 250,000	\$ 251,250	\$ 250,000	\$ 251,728	\$ 1,654	\$ 5,250
1/8/2019	USNY Bank Geneva NY	100	1/8/2021	2.85%	\$ 245,000	\$100	283	\$ 245,000	\$ 247,933	\$ 245,000	\$ 248,261	\$ 1,588	\$ 6,983
5/25/2018	1st Source Bank South	100	2/25/2021	2.75%	\$ 245,000	\$100	331	\$ 245,000	\$ 248,141	\$ 245,000	\$ 248,432	\$ 2,377	\$ 6,738
8/30/2019	Capital Bank	100	2/26/2021	1.75%	\$ 249,000	\$100	332	\$ 249,000	\$ 249,735	\$ 249,000	\$ 250,240	\$ -	\$ 4,358
3/1/2018	Morgan Stanley Bank	100	3/1/2021	2.60%	\$ 245,000	\$100	335	\$ 245,000	\$ 247,803	\$ 245,000	\$ 248,148	\$ 524	\$ 6,370
3/29/2018	Citibank Nat'l Assn	100	3/29/2021	2.70%	\$ 245,000	\$100	363	\$ 245,000	\$ 248,278	\$ 245,000	\$ 248,548	\$ 36	\$ 6,615
4/11/2018	Wells Fargo Bank	100	4/12/2021	2.75%	\$ 248,000	\$100	377	\$ 248,000	\$ 251,579	\$ 248,000	\$ 251,809	\$ 374	\$ 6,820
1/21/2020	Pinnacle Bank	100	4/21/2021	1.70%	\$ 247,000	\$100	386	\$ 247,000	\$ 247,701	\$ 247,000	\$ 248,153	\$ 805	\$ 4,199
5/9/2018	ConnectOne Bank	100	5/10/2021	2.85%	\$ 248,000	\$100	405	\$ 248,000	\$ 252,119	\$ 248,000	\$ 252,345	\$ 426	\$ 7,068
5/15/2019	University of Iowa	100	5/14/2021	2.50%	\$ 248,000	\$100	409	\$ 248,000	\$ 251,117	\$ 248,000	\$ 251,420	\$ 510	\$ 6,200
5/30/2018	UBS Bank Salt Lake	100	6/1/2021	2.85%	\$ 248,000	\$100	427	\$ 248,000	\$ 252,318	\$ 248,000	\$ 252,556	\$ -	\$ 7,068
6/17/2019	Synovus Bank	100	6/17/2021	2.40%	\$ 247,000	\$100	443	\$ 247,000	\$ 250,021	\$ 247,000	\$ 250,352	\$ 1,705	\$ 5,928
12/21/2018	Keesler Federal CU	100	6/21/2021	3.15%	\$ 248,000	\$100	447	\$ 248,000	\$ 253,473	\$ 248,000	\$ 253,657	\$ 214	\$ 7,812
7/10/2018	American Express Natl Bank	100	7/12/2021	3.00%	\$ 248,000	\$100	468	\$ 248,000	\$ 253,213	\$ 248,000	\$ 253,426	\$ 1,651	\$ 7,440
7/13/2018	BMW Bank North America	100	7/13/2021	3.00%	\$ 248,000	\$100	469	\$ 248,000	\$ 253,223	\$ 248,000	\$ 253,439	\$ 1,590	\$ 7,440
8/22/2018	US Alliance Federal CU	100	8/20/2021	3.00%	\$ 248,000	\$100	507	\$ 248,000	\$ 253,617	\$ 248,000	\$ 253,850	\$ 183	\$ 7,440
8/29/2019	SouthPoint Bank	100	8/30/2021	1.90%	\$ 249,000	\$100	517	\$ 249,000	\$ 249,002	\$ -	\$ -	\$ 402	\$ 4,731
9/6/2019	Main Street Bingham Farms	100	9/7/2021	1.65%	\$ 249,000	\$100	525	\$ 249,000	\$ 249,749	\$ 249,000	\$ 250,262	\$ 281	\$ 4,109
11/6/2019	Farmer's State Bank	100	12/6/2021	1.60%	\$ 249,000	\$100	615	\$ 249,000	\$ 249,652	\$ 249,000	\$ 250,165	\$ 273	\$ 3,984
6/7/2019	Envision Cr Union	100	12/7/2021	2.50%	\$ 249,000	\$100	616	\$ 249,000	\$ 249,672	\$ 249,000	\$ 249,727	\$ 409	\$ 6,225
12/10/2019	Metro Cr Union	100	12/10/2021	1.70%	\$ 249,000	\$100	619	\$ 249,000	\$ 250,093	\$ 249,000	\$ 250,586	\$ 244	\$ 4,233
12/28/2018	Bar Harbor Bank & Trust	100	12/28/2021	3.00%	\$ 248,000	\$100	637	\$ 248,000	\$ 254,939	\$ 248,000	\$ 255,162	\$ 61	\$ 7,440
1/7/2020	JP Morgan Chase Bank, NA	100	1/7/2022	1.80%	\$ 248,000	\$100	647	\$ 248,000	\$ 248,260	\$ 248,000	\$ 248,546	\$ 1,027	\$ 4,464
1/18/2019	Summit Community Bank	100	1/18/2022	2.75%	\$ 248,000	\$100	658	\$ 248,000	\$ 253,994	\$ 248,000	\$ 254,260	\$ 243	\$ 6,820
2/1/2019	Main Street Bank Corp	100	2/1/2022	2.95%	\$ 245,000	\$100	672	\$ 245,000	\$ 251,963	\$ 245,000	\$ 252,169	\$ 1,168	\$ 7,228
3/13/2020	Cathay Bank	100	3/14/2022	1.15%	\$ 248,000	\$100	713	\$ -	\$ -	\$ 248,000	\$ 247,063	\$ 141	\$ 2,852
3/22/2019	Medallion Bank	100	3/22/2022	2.70%	\$ 249,000	\$100	721	\$ 249,000	\$ 255,297	\$ 249,000	\$ 255,569	\$ 166	\$ 6,723
9/27/2019	Preferred Bk LA	100	3/28/2022	1.70%	\$ 249,000	\$100	727	\$ 249,000	\$ 250,240	\$ 249,000	\$ 250,718	\$ 46	\$ 4,233
4/10/2019	Goldman Sachs Bank	100	4/11/2022	2.60%	\$ 248,000	\$100	741	\$ 248,000	\$ 253,875	\$ 248,000	\$ 254,173	\$ 3,056	\$ 6,448
4/11/2019	Morgan Stanley Private Bank	100	4/11/2022	2.60%	\$ 248,000	\$100	741	\$ 248,000	\$ 253,875	\$ 248,000	\$ 254,173	\$ 3,039	\$ 6,448

4/24/2019	Security First Bank	100	4/25/2022	2.50%	\$ 248,000	\$100	755	\$ 248,000	\$ 248,357	\$ 248,000	\$ 248,241	\$ 1,138	\$ 6,200
5/15/2019	Valley National Bank	100	5/16/2022	2.55%	\$ 248,000	\$100	776	\$ 248,000	\$ 248,541	\$ 248,000	\$ 248,491	\$ 780	\$ 6,324
5/17/2019	TIAA FSB	100	5/17/2022	2.50%	\$ 247,000	\$100	777	\$ 247,000	\$ 252,538	\$ 247,000	\$ 252,876	\$ 2,284	\$ 6,175
11/27/2019	Direct Fed Cr Union	100	5/27/2022	1.75%	\$ 249,000	\$100	787	\$ 249,000	\$ 250,531	\$ 249,000	\$ 251,034	\$ 48	\$ 4,358
8/28/2019	Mountain One Bank	100	5/31/2022	1.85%	\$ 247,000	\$100	791	\$ 247,000	\$ 247,205	\$ 247,000	\$ 247,353	\$ 401	\$ 4,570
6/5/2019	Cross River Bank	100	6/6/2022	2.40%	\$ 247,000	\$100	797	\$ 247,000	\$ 252,096	\$ 247,000	\$ 252,469	\$ 1,900	\$ 5,928
12/11/2019	R.I.A. Fed Cr Union	100	6/13/2022	1.70%	\$ 249,000	\$100	804	\$ 249,000	\$ 250,257	\$ 249,000	\$ 250,780	\$ 232	\$ 4,233
6/14/2019	Horicon Bank	100	6/14/2022	2.40%	\$ 247,000	\$100	805	\$ 247,000	\$ 252,135	\$ 247,000	\$ 252,511	\$ 1,754	\$ 5,928
6/19/2019	Capital One Bank	100	6/20/2022	2.35%	\$ 247,000	\$100	811	\$ 247,000	\$ 251,883	\$ 247,000	\$ 252,273	\$ 1,638	\$ 5,805
6/19/2019	Capital One, Nat'l Assoc	100	6/20/2022	2.35%	\$ 247,000	\$100	811	\$ 247,000	\$ 251,883	\$ 247,000	\$ 252,273	\$ 1,638	\$ 5,805
10/28/2019	SB One Bank	100	6/28/2022	1.75%	\$ 247,000	\$100	819	\$ 247,000	\$ 248,529	\$ 247,000	\$ 249,048	\$ 1,836	\$ 4,323
7/17/2019	Belmont Bank & Trust	100	7/18/2022	2.00%	\$ 249,000	\$100	839	\$ 249,000	\$ 252,010	\$ 249,000	\$ 252,493	\$ 191	\$ 4,980
7/26/2019	First Nat'l Bank	100	7/26/2022	2.00%	\$ 249,000	\$100	847	\$ 249,000	\$ 252,025	\$ 249,000	\$ 252,513	\$ 68	\$ 4,980
8/7/2019	Encore Bank	100	8/8/2022	2.00%	\$ 249,000	\$100	860	\$ 249,000	\$ 252,048	\$ 249,000	\$ 252,543	\$ 327	\$ 4,980
2/12/2020	EagleBank	100	8/12/2022	1.60%	\$ 249,000	\$100	864	\$ 249,000	\$ 249,657	\$ 249,000	\$ 250,235	\$ 207	\$ 3,984
2/21/2020	KS Bank, Inc.	100	8/22/2022	1.55%	\$ 249,000	\$100	874	\$ 249,000	\$ 249,349	\$ 249,000	\$ 249,941	\$ 106	\$ 3,860
8/23/2019	CIT Bank Nat'l Assoc	100	8/23/2022	1.95%	\$ 247,000	\$100	875	\$ 247,000	\$ 249,752	\$ 247,000	\$ 250,258	\$ 488	\$ 4,817
8/23/2019	Raymond James Bank	100	8/23/2022	1.90%	\$ 247,000	\$100	875	\$ 247,000	\$ 249,450	\$ 247,000	\$ 249,966	\$ 476	\$ 4,693
3/23/2020	BMO Harris Bank Nat'l Assoc	100	9/23/2022	1.50%	\$ 249,000	\$100	906	\$ -	\$ -	\$ 249,000	\$ 249,271	\$ 82	\$ 3,735
3/25/2020	Valley Strong CU	100	9/26/2022	1.00%	\$ 249,000	\$100	909	\$ -	\$ -	\$ 249,000	\$ 246,572	\$ 41	\$ 2,490
9/30/2019	Bankers Bank West	100	9/30/2022	1.70%	\$ 249,000	\$100	913	\$ 249,000	\$ 250,250	\$ 249,000	\$ 250,833	\$ 12	\$ 4,233
10/16/2019	Dundee Bank	100	10/7/2022	1.85%	\$ 249,000	\$100	920	\$ 249,000	\$ 249,615	\$ 249,000	\$ 250,083	\$ 303	\$ 4,607
10/31/2019	First Nat'l Bank	100	10/31/2022	1.60%	\$ 249,000	\$100	944	\$ 249,000	\$ 249,588	\$ 249,000	\$ 250,208	\$ -	\$ 3,984
11/8/2019	Live Oak Banking Co	100	11/8/2022	1.70%	\$ 249,000	\$100	952	\$ 249,000	\$ 250,235	\$ 249,000	\$ 250,840	\$ 348	\$ 4,233
11/13/2019	The Bryn Mawr Trust Co	100	11/14/2022	1.60%	\$ 248,000	\$100	958	\$ 248,000	\$ 248,568	\$ 248,000	\$ 249,193	\$ 1,511	\$ 3,968
11/22/2019	Lafayette Fed Cr Union	100	11/22/2022	1.70%	\$ 249,000	\$100	966	\$ 249,000	\$ 250,230	\$ 249,000	\$ 250,843	\$ 104	\$ 4,233
12/2/2019	Marlin Business Bank	100	12/2/2022	1.60%	\$ 249,000	\$100	976	\$ 249,000	\$ 249,555	\$ 249,000	\$ 250,193	\$ 317	\$ 3,984
12/30/2019	Virginia Partners Bank	100	12/30/2022	1.70%	\$ 249,000	\$100	1004	\$ 249,000	\$ 250,213	\$ 249,000	\$ 250,845	\$ 12	\$ 4,233
12/30/2019	Wells Fargo National Bank West	100	12/30/2022	1.85%	\$ 249,000	\$100	1004	\$ 249,000	\$ 251,248	\$ 249,000	\$ 251,851	\$ 13	\$ 4,607
1/10/2020	Texas Exchange Bank	100	1/13/2023	1.80%	\$ 249,000	\$100	1018	\$ 249,000	\$ 249,072	\$ 249,000	\$ 249,237	\$ 258	\$ 4,482
1/31/2020	National Bank Comm	100	1/31/2023	1.65%	\$ 249,000	\$100	1036	\$ 249,000	\$ 249,035	\$ 249,000	\$ 249,286	\$ -	\$ 4,109
2/7/2020	Alma Bank	100	2/7/2023	1.60%	\$ 249,000	\$100	1043	\$ 249,000	\$ 249,473	\$ 249,000	\$ 250,143	\$ 262	\$ 3,984
2/14/2020	Envision Bank	100	2/14/2023	1.65%	\$ 247,000	\$100	1050	\$ 247,000	\$ 247,079	\$ 247,000	\$ 247,217	\$ 514	\$ 4,076
2/21/2020	ServisFirst Bank	100	2/21/2023	1.60%	\$ 249,000	\$100	1057	\$ 249,000	\$ 249,453	\$ 249,000	\$ 250,130	\$ 109	\$ 3,984
3/25/2020	GNB Bank	100	3/24/2023	0.85%	\$ 249,000	\$100	1088	\$ -	\$ -	\$ 249,000	\$ 243,574	\$ 31	\$ 1,868
3/30/2020	CenterState Bank	100	3/30/2023	0.90%	\$ 248,000	\$100	1094	\$ -	\$ -	\$ 248,000	\$ 244,000	\$ 6	\$ 2,232
Subtotal CD's								\$ 18,594,000	\$ 18,756,446	\$ 19,095,000	\$ 19,270,395	\$ 57,333	\$ 417,809
Texpool		100	1.02%	n/a	\$100	\$1	\$ 114,663	\$ 114,663	\$ 114,760	\$ 114,760	\$ 98	\$ 1,500	
Texas Class		100	1.76%	n/a	\$100	\$1	\$ 10,665,435	\$ 10,665,435	\$ 10,678,693	\$ 10,678,693	\$ 13,258	\$ 150,000	
Subtotal Pools								\$ 10,780,097	\$ 10,780,097	\$ 10,793,453	\$ 10,793,453	\$ 13,356	\$ 151,500
Totals								\$ 55,805,844	\$ 55,968,291	\$ 52,407,360	\$ 52,582,754	\$ 106,075	\$ 969,309