



Randall County Treasurer Report

July 2021

Cash and Investments

Commissioners Court August 24, 2021

Randall County Treasurer

Angie Parker

All investments are in compliance with both the Public Funds Investment Act and the Randall County Investment Policy. The investment strategy is passive, which maintains a liquid cash flow and safety of the investment as priorities.

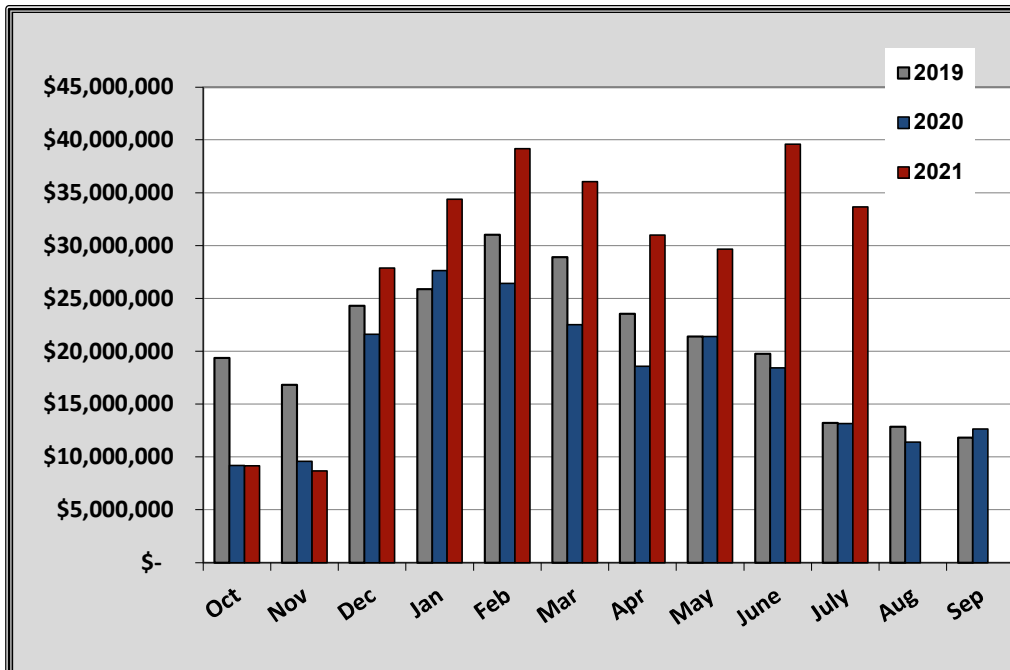
Respectfully submitted by

Angie Parker



Amarillo National Bank Clearing Account

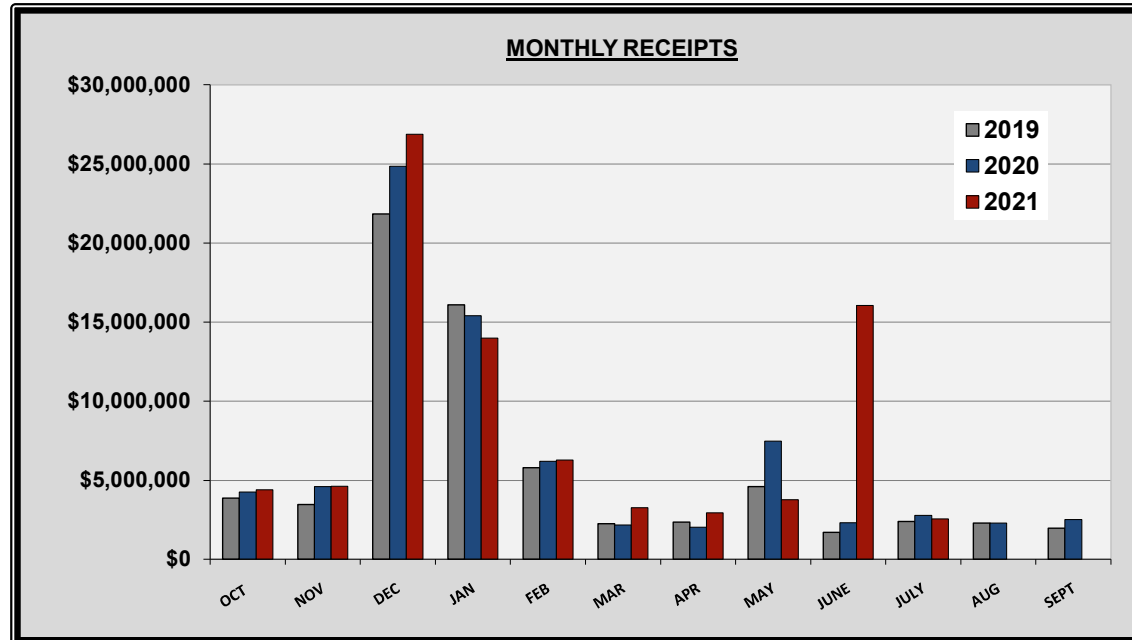
	Opening	Deposits	Withdrawals	Closing	Interest
Oct 2020	12,641,908	4,682,962	8,156,935	9,167,935	2,031
Nov 2020	9,167,935	4,651,816	5,152,286	8,667,464	1,568
Dec 2020	8,667,464	25,142,805	5,951,236	27,859,034	2,558
Jan 2021	27,859,034	12,809,136	6,278,897	34,389,273	4,978
Feb 2021	34,389,273	10,232,709	5,458,209	39,163,773	6,013
Mar 2021	39,163,773	3,107,118	6,215,966	36,054,925	6,750
Apr 2021	36,054,925	3,023,753	8,075,732	31,002,946	5,574
May 2021	31,002,946	3,762,268	5,111,715	29,653,499	4,690
June 2021	29,653,499	15,948,328	6,016,611	39,585,215	7,284
July 2021	39,585,215	2,433,959	8,372,584	33,646,590	6,266
Aug 2021					
Sep 2021					





CASH RECEIPTS FOR 2020 - 2021

MONTH	AD VALOREM TAX	TAX OFFICE (OTHER)	ASSISTANCE DISTRICT 1	OTHER STATE REV	COUNTY CLERK	DISTRICT CLERK	JP #1	JP #4	SHERIFF	DISTRICT ATTORNEY	YOUTH CENTER	JUVENILE PROBATION	OTHER RECEIPTS	MONTHLY RECEIPT TOTAL
OCT 2020	2,042,095	129,981	98,221	215,527	182,992	117,141	54,628	41,032	547,734	14,626	327,341	149,499	476,375	4,397,191
NOV 2020	2,817,486	120,811	116,313	328,448	162,504	86,372	47,453	38,691	573,711	10,280	33,963	148,570	140,616	4,625,218
DEC 2020	24,317,989	171,437	103,404	49,789	185,297	115,254	54,195	43,811	571,810	4,161	620,354	149,021	491,953	26,878,475
JAN 2021	11,813,588	521,345	110,909	95,181	161,746	122,406	49,295	46,908	227,260	170,664	312,262	148,943	215,673	13,996,179
FEB 2021	4,563,874	134,573	136,967	70,065	144,763	95,332	65,422	42,119	570,684	5,501	321,678	8,578	116,911	6,276,468
MAR 2021	565,551	236,933	113,248	87,888	219,833	190,681	133,068	102,103	590,831	14,135	331,670	291,333	399,371	3,276,643
APR 2021	223,631	205,315	107,673	446,153	195,841	151,662	84,374	57,036	834,371	22,129	326,214	150,925	138,078	2,943,402
MAY 2021	282,889	1,780,611	157,197	166,992	168,345	119,789	63,547	49,498	358,258	2,763	324,255	152,121	159,709	3,785,975
JUNE 2021	175,751	257,190	142,819	38,763	199,519	121,531	66,915	53,125	556,549	13,423	324,806	141,608	13,955,550	16,047,548
JULY 2021	140,966	246,354	134,252	98,291	187,712	117,020	61,897	50,097	836,431	16,019	327,003	140,458	203,783	2,560,283
AUG 2021														-
SEPT 2021														-
TOTAL	46,943,819	3,804,549	1,221,003	1,597,096	1,808,551	1,237,189	680,794	524,420	5,667,638	273,703	3,249,546	1,481,057	16,298,019	84,787,382



Source: Receipt Report Net Data



CASH BALANCES BY FUND FOR JULY 2021

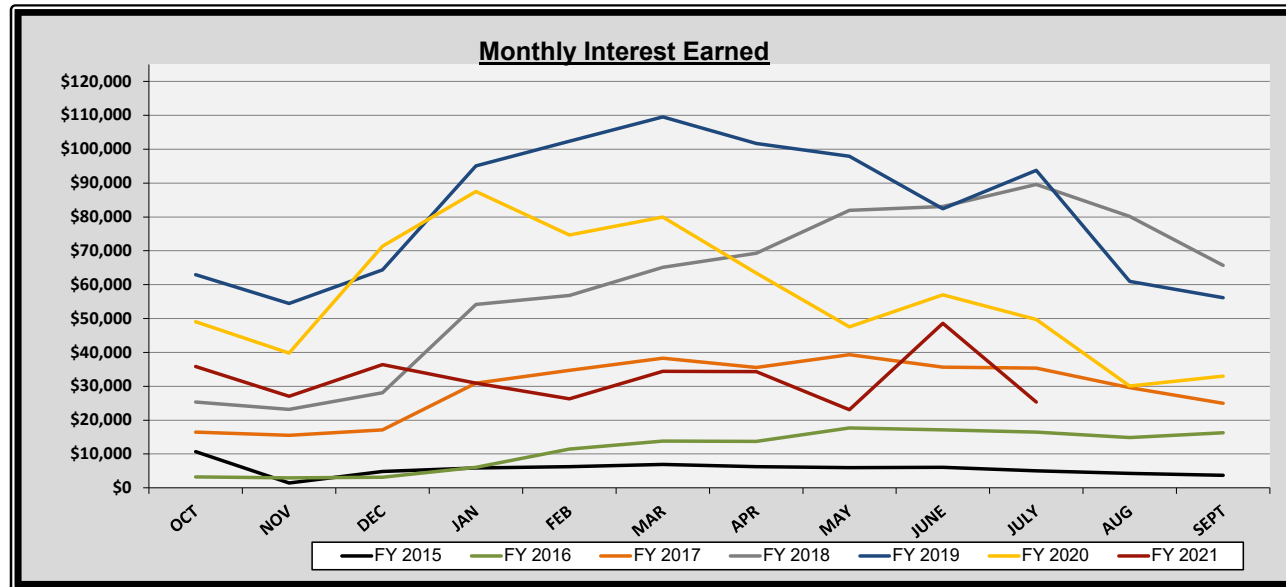
Fund	Clearing Account	Texas Class	Multi-Bank Securities	TexPool	Total
General	\$ 12,335,565	\$ 3,712,335	\$ 17,065,604	\$ 114,953	\$ 33,228,457
Juvenile Probation General	\$ 1,892,980		\$ 500,000		\$ 2,392,980
JP Security	\$ 39,912				\$ 39,912
County Clerk Technology	\$ 9,261				\$ 9,261
County Clerk Preservation	\$ 19,003				\$ 19,003
Sheriff Forfeiture	\$ 5,752				\$ 5,752
ARRA/CARES Act Grant Funds	\$ 13,365,793				\$ 13,365,793
District Clerk Technology	\$ 5,263				\$ 5,263
District Clerk Preservation	\$ 63,394		\$ 50,000		\$ 113,394
Law Library	\$ 104,990		\$ 100,000		\$ 204,990
Juvenile Probation	\$ 769,368			\$ -	\$ 769,368
Court Cost	\$ 296,183				\$ 296,183
Cafeteria Plan	\$ 17,611				\$ 17,611
Health Care	\$ 487,438		\$ 1,850,000		\$ 2,337,438
Tax Assessor/Collector Motor Veh. Inv Tax	\$ (1,056)				\$ (1,056)
District Clerk Archive	\$ 95,032				\$ 95,032
Debt Service	\$ 77,827				\$ 77,827
Courthouse & Justice Center Security	\$ 110,318				\$ 110,318
County Records Management	\$ 3,072				\$ 3,072
County Clerks Records Mgmt	\$ 368,115		\$ 200,000		\$ 568,115
JP #1 Technology	\$ 28,767				\$ 28,767
JP #4 Technology	\$ 19,436				\$ 19,436
Election	\$ 110,790				\$ 110,790
District Clerk Records Mgmt	\$ 70,540				\$ 70,540
County Clerk Archive	\$ 303,389		\$ 100,000		\$ 403,389
District Clerk - AGC IV-E	\$ 32,039				\$ 32,039
Radio Communications System	\$ 244,354		\$ 1,000,000		\$ 1,244,354
Juvenile Center Improvement	\$ 146,879				\$ 146,879
Youth Center of the High Plains Operations	\$ 1,089,936				\$ 1,089,936
CDA - Check Collection/Disbursement	\$ 11,025				\$ 11,025
CDA - State Deposits	\$ (4,837)				\$ (4,837)
CDA - Forfeiture	\$ 63,929				\$ 63,929
CDA - Seizure	\$ 413,344				\$ 413,344
Pre-Trial Diversion Program	\$ 62,336				\$ 62,336
Jail Commissary	\$ 268,637		\$ 200,000		\$ 468,637
Youth Activities	\$ 40,444				\$ 40,444
	\$ 32,966,830	\$ 3,712,335	\$ 21,065,604	\$ 114,953	\$ 57,859,722

Source: NetData



INTEREST REVENUE

End Month	Tex Pool		Texas Class		ANB		Multi-Bank Securities		Total Cash	Total Interest	Interest To Date
	Clearing	Interest	Clearing	Interest	Clearing	Interest	Clearing	Interest			
Oct 2019	\$ 114,049	\$ 185	\$ 2,638,269	\$ 5,490	\$ 9,175,918	\$ 18,969	\$ 14,366,000	\$ 24,462	\$ 26,294,235	\$ 49,107	\$ 49,107
Nov 2019	\$ 114,206	\$ 157	\$ 641,535	\$ 3,267	\$ 9,564,957	\$ 14,161	\$ 15,113,000	\$ 22,268	\$ 25,433,698	\$ 39,853	\$ 88,960
Dec 2019	\$ 114,363	\$ 157	\$ 5,642,826	\$ 1,291	\$ 21,604,610	\$ 24,498	\$ 15,608,000	\$ 45,458	\$ 42,969,799	\$ 71,404	\$ 160,364
Jan 2020	\$ 114,518	\$ 155	\$ 5,651,714	\$ 8,888	\$ 27,629,503	\$ 40,154	\$ 17,351,000	\$ 38,298	\$ 50,746,734	\$ 87,494	\$ 247,858
Feb 2020	\$ 114,663	\$ 145	\$ 10,665,435	\$ 13,721	\$ 26,431,747	\$ 37,691	\$ 18,594,000	\$ 23,072	\$ 55,805,844	\$ 74,629	\$ 322,487
Mar 2020	\$ 114,760	\$ 98	\$ 10,678,693	\$ 13,258	\$ 22,518,907	\$ 35,386	\$ 19,095,000	\$ 31,239	\$ 52,407,360	\$ 79,981	\$ 402,469
Apr 2020	\$ 114,803	\$ 43	\$ 10,688,321	\$ 9,628	\$ 18,566,445	\$ 20,300	\$ 20,041,000	\$ 33,449	\$ 49,410,569	\$ 63,419	\$ 465,888
May 2020	\$ 114,829	\$ 26	\$ 10,695,178	\$ 6,857	\$ 21,381,579	\$ 13,692	\$ 20,046,000	\$ 26,954	\$ 52,237,586	\$ 47,529	\$ 513,418
June 2020	\$ 114,850	\$ 20	\$ 10,700,350	\$ 5,172	\$ 18,432,012	\$ 10,719	\$ 20,550,000	\$ 41,061	\$ 49,797,212	\$ 56,972	\$ 570,390
July 2020	\$ 114,870	\$ 20	\$ 10,704,472	\$ 4,121	\$ 13,164,071	\$ 7,190	\$ 19,562,000	\$ 38,387	\$ 43,545,413	\$ 49,719	\$ 620,109
Aug 2020	\$ 114,887	\$ 17	\$ 10,707,361	\$ 2,889	\$ 11,382,623	\$ 3,782	\$ 21,060,000	\$ 23,416	\$ 43,264,871	\$ 30,105	\$ 650,213
Sep 2020	\$ 114,901	\$ 14	\$ 3,708,948	\$ 1,587	\$ 12,641,908	\$ 2,437	\$ 18,072,000	\$ 28,985	\$ 34,537,757	\$ 33,022	\$ 683,236
Oct 2020	\$ 114,914	\$ 13	\$ 3,709,504	\$ 556	\$ 9,167,935	\$ 2,031	\$ 17,329,000	\$ 33,232	\$ 30,321,353	\$ 35,832	\$ 35,832
Nov 2020	\$ 114,926	\$ 12	\$ 3,709,956	\$ 452	\$ 8,667,464	\$ 1,568	\$ 17,329,000	\$ 24,990	\$ 29,821,346	\$ 27,022	\$ 62,854
Dec 2020	\$ 114,935	\$ 9	\$ 3,710,395	\$ 439	\$ 27,859,034	\$ 2,558	\$ 17,328,000	\$ 33,363	\$ 49,012,363	\$ 36,368	\$ 99,222
Jan 2021	\$ 114,942	\$ 8	\$ 3,710,810	\$ 415	\$ 34,389,273	\$ 4,978	\$ 17,332,000	\$ 25,509	\$ 55,547,025	\$ 30,909	\$ 130,132
Feb 2021	\$ 114,946	\$ 4	\$ 3,711,120	\$ 310	\$ 39,163,773	\$ 6,013	\$ 17,585,000	\$ 19,927	\$ 60,574,839	\$ 26,254	\$ 156,386
Mar 2021	\$ 114,948	\$ 2	\$ 3,711,451	\$ 331	\$ 36,054,925	\$ 6,750	\$ 18,766,000	\$ 27,371	\$ 58,647,324	\$ 34,454	\$ 190,840
Apr 2021	\$ 114,949	\$ 1	\$ 3,711,708	\$ 256	\$ 31,002,946	\$ 5,574	\$ 19,769,000	\$ 28,475	\$ 54,598,602	\$ 34,307	\$ 225,146
May 2021	\$ 114,950	\$ 1	\$ 3,711,955	\$ 247	\$ 29,653,499	\$ 4,690	\$ 19,802,000	\$ 18,162	\$ 53,282,404	\$ 23,100	\$ 248,246
June 2021	\$ 114,951	\$ 1	\$ 3,712,141	\$ 186	\$ 39,585,215	\$ 7,284	\$ 21,058,000	\$ 41,086	\$ 64,470,308	\$ 48,557	\$ 296,804
July 2021	\$ 114,953	\$ 2	\$ 3,712,335	\$ 194	\$ 33,646,590	\$ 6,266	\$ 21,060,000	\$ 18,917	\$ 58,533,878	\$ 25,378	\$ 322,182
Aug 2021											
Sep 2021											



Source: Tex Pool, Amarillo National Bank, Texas Class & Multi-Bank Securities



CASH OVERVIEW

Purchase Date	Coupon or Security	Avg Rate	Maturity Date	Yield	Par	Price	Days to Maturity	Beginning Book	Beginning Market	Ending Book	Ending Market	Period Earnings	Est. Annual Income
Bank Checking Accounts													
	ANB Clearing Acct	0		0.22%	\$ 33,646,590	\$100		\$39,585,215	\$39,585,215	\$ 33,646,590	\$ 33,646,590	\$ 6,266	\$50,000
Certificates of Deposit													
7/10/2018	American Express Natl Bank	100	7/12/2021	3.00%	\$ 248,000	\$100		\$ 248,000	\$ 248,243	\$ -	\$ -	\$ 3,730	\$ 7,440
7/13/2018	BMW Bank North America	100	7/13/2021	3.00%	\$ 248,000	\$100		\$ 248,000	\$ 248,265	\$ -	\$ -	\$ 3,689	\$ 7,440
8/22/2018	US Alliance Federal CU	100	8/20/2021	3.00%	\$ 248,000	\$100	20	\$ 248,000	\$ 249,037	\$ 248,000	\$ 248,429	\$ 612	\$ 7,440
9/6/2019	Main Street Bingham Farms	100	9/7/2021	1.65%	\$ 249,000	\$100	38	\$ 249,000	\$ 249,742	\$ 249,000	\$ 249,423	\$ 338	\$ 4,109
11/6/2019	Farmer's State Bank	100	12/6/2021	1.60%	\$ 249,000	\$100	128	\$ 249,000	\$ 250,673	\$ 249,000	\$ 250,352	\$ 327	\$ 3,984
12/10/2019	Metro Cr Union	100	12/10/2021	1.70%	\$ 249,000	\$100	132	\$ 249,000	\$ 250,825	\$ 249,000	\$ 250,484	\$ 348	\$ 4,233
12/28/2018	Bar Harbor Bank & Trust	100	12/28/2021	3.00%	\$ 248,000	\$100	150	\$ 248,000	\$ 251,616	\$ 248,000	\$ 251,008	\$ 612	\$ 7,440
1/18/2019	Summit Community Bank	100	1/18/2022	2.75%	\$ 248,000	\$100	171	\$ 248,000	\$ 251,680	\$ 248,000	\$ 251,110	\$ 561	\$ 6,820
2/1/2019	Main Street Bank Corp	100	2/1/2022	2.95%	\$ 245,000	\$100	185	\$ 245,000	\$ 249,180	\$ 245,000	\$ 248,553	\$ 7,228	\$ 7,228
3/13/2020	Cathay Bank	100	3/14/2022	1.15%	\$ 248,000	\$100	226	\$ 248,000	\$ 249,932	\$ 248,000	\$ 249,672		\$ 2,852
3/22/2019	Medallion Bank	100	3/22/2022	2.70%	\$ 249,000	\$100	234	\$ 249,000	\$ 253,793	\$ 249,000	\$ 253,231	\$ 553	\$ 6,723
9/27/2019	Preferred Bk LA	100	3/28/2022	1.70%	\$ 249,000	\$100	240	\$ 249,000	\$ 252,048	\$ 249,000	\$ 251,687	\$ 348	\$ 4,233
4/10/2019	Goldman Sachs Bank	100	4/11/2022	2.60%	\$ 248,000	\$100	254	\$ 248,000	\$ 252,948	\$ 248,000	\$ 252,402		\$ 6,448
4/11/2019	Morgan Stanley Private Bank	100	4/11/2022	2.60%	\$ 248,000	\$100	254	\$ 248,000	\$ 252,948	\$ 248,000	\$ 252,402		\$ 6,448
4/8/2020	Berkshire Bank	100	4/21/2022	1.25%	\$ 199,000	\$100	264	\$ 199,000	\$ 200,918	\$ 199,000	\$ 200,713		\$ 2,488
4/28/2020	Security Bank	100	4/28/2022	0.80%	\$ 249,000	\$100	271	\$ 249,000	\$ 250,509	\$ 249,000	\$ 250,355	\$ 164	\$ 1,992
4/30/2020	Evergreen Bank Group	100	4/29/2022	0.80%	\$ 249,000	\$100	272	\$ 249,000	\$ 250,516	\$ 249,000	\$ 250,365	\$ 333	\$ 1,992
5/17/2019	TIAA FSB	100	5/17/2022	2.50%	\$ 247,000	\$100	290	\$ 247,000	\$ 252,320	\$ 247,000	\$ 251,814		\$ 6,175
11/27/2019	Direct Fed Cr Union	100	5/27/2022	1.75%	\$ 249,000	\$100	300	\$ 249,000	\$ 252,775	\$ 249,000	\$ 252,434	\$ 358	\$ 4,358
6/5/2019	Cross River Bank	100	6/6/2022	2.40%	\$ 247,000	\$100	310	\$ 247,000	\$ 252,382	\$ 247,000	\$ 251,898		\$ 5,928
12/11/2019	R.I.A. Fed Cr Union	100	6/13/2022	1.70%	\$ 249,000	\$100	317	\$ 249,000	\$ 252,825	\$ 249,000	\$ 252,493	\$ 348	\$ 4,233
6/14/2019	Horicon Bank	100	6/14/2022	2.40%	\$ 247,000	\$100	318	\$ 247,000	\$ 252,503	\$ 247,000	\$ 252,017		\$ 5,928
6/19/2019	Capital One Bank	100	6/20/2022	2.35%	\$ 247,000	\$100	324	\$ 247,000	\$ 252,471	\$ 247,000	\$ 251,997		\$ 5,805
6/19/2019	Capital One, Nat'l Assoc	100	6/20/2022	2.35%	\$ 247,000	\$100	324	\$ 247,000	\$ 252,471	\$ 247,000	\$ 251,997		\$ 5,805
10/28/2019	SB One Bank	100	6/28/2022	1.75%	\$ 247,000	\$100	332	\$ 247,000	\$ 251,100	\$ 247,000	\$ 250,749		\$ 4,323
7/17/2019	Belmont Bank & Trust	100	7/18/2022	2.00%	\$ 249,000	\$100	352	\$ 249,000	\$ 253,963	\$ 249,000	\$ 253,569	\$ 409	\$ 4,980
7/26/2019	First Nat'l Bank	100	7/26/2022	2.00%	\$ 249,000	\$100	360	\$ 249,000	\$ 254,060	\$ 249,000	\$ 253,666	\$ 409	\$ 4,980
8/7/2019	Encore Bank	100	8/8/2022	2.00%	\$ 249,000	\$100	373	\$ 249,000	\$ 254,204	\$ 249,000	\$ 253,806	\$ 409	\$ 4,980
2/12/2020	EagleBank	100	8/12/2022	1.60%	\$ 249,000	\$100	377	\$ 249,000	\$ 253,141	\$ 249,000	\$ 252,822	\$ 327	\$ 3,984
2/21/2020	KS Bank, Inc.	100	8/22/2022	1.55%	\$ 249,000	\$100	387	\$ 249,000	\$ 253,091	\$ 249,000	\$ 252,777	\$ 317	\$ 3,860
8/23/2019	CIT Bank Nat'l Assoc	100	8/23/2022	1.95%	\$ 247,000	\$100	388	\$ 247,000	\$ 252,212	\$ 247,000	\$ 251,807		\$ 4,817
8/23/2019	Raymond James Bank	100	8/23/2022	1.90%	\$ 247,000	\$100	388	\$ 247,000	\$ 252,071	\$ 247,000	\$ 251,676		\$ 4,693
3/25/2020	Valley Strong CU	100	9/26/2022	1.00%	\$ 249,000	\$100	422	\$ 249,000	\$ 251,694	\$ 249,000	\$ 251,475	\$ 205	\$ 2,490
9/30/2019	Bankers Bank West	100	9/30/2022	1.70%	\$ 249,000	\$100	426	\$ 249,000	\$ 253,893	\$ 249,000	\$ 253,529	\$ 348	\$ 4,233
10/31/2019	First Nat'l Bank Amer East	100	10/31/2022	1.60%	\$ 249,000	\$100	457	\$ 249,000	\$ 253,858	\$ 249,000	\$ 253,489		\$ 3,984
11/8/2019	Live Oak Banking Co	100	11/8/2022	1.70%	\$ 249,000	\$100	465	\$ 249,000	\$ 254,256	\$ 249,000	\$ 253,873	\$ 348	\$ 4,233
11/13/2019	The Bryn Mawr Trust Co	100	11/14/2022	1.60%	\$ 248,000	\$100	471	\$ 248,000	\$ 252,982	\$ 248,000	\$ 252,605		\$ 3,968
11/22/2019	Lafayette Fed Cr Union	100	11/22/2022	1.70%	\$ 249,000	\$100	479	\$ 249,000	\$ 254,391	\$ 249,000	\$ 253,997	\$ 348	\$ 4,233
12/2/2019	Marlin Business Bank	100	12/2/2022	1.60%	\$ 249,000	\$100	489	\$ 249,000	\$ 254,129	\$ 249,000	\$ 253,753	\$ 327	\$ 3,984
12/30/2019	Virginia Partners Bank	100	12/30/2022	1.70%	\$ 249,000	\$100	517	\$ 249,000	\$ 254,747	\$ 249,000	\$ 254,329	\$ 348	\$ 4,233
12/30/2019	Wells Fargo National Bank West	100	12/30/2022	1.85%	\$ 249,000	\$100	517	\$ 249,000	\$ 255,305	\$ 249,000	\$ 254,859	\$ 379	\$ 4,607
2/7/2020	Alma Bank	100	2/7/2023	1.60%	\$ 249,000	\$100	556	\$ 249,000	\$ 254,685	\$ 249,000	\$ 254,259	\$ 327	\$ 3,984
2/21/2020	ServisFirst Bank	100	2/21/2023	1.60%	\$ 249,000	\$100	570	\$ 249,000	\$ 254,802	\$ 249,000	\$ 254,363	\$ 327	\$ 3,984
3/25/2020	GNB Bank	100	3/24/2023	0.85%	\$ 249,000	\$100	601	\$ 249,000	\$ 251,191	\$ 249,000	\$ 250,910	\$ 143	\$ 1,868
3/30/2020	CenterState Bank	100	3/30/2023	0.90%	\$ 248,000	\$100	607	\$ 248,000	\$ 251,075	\$ 248,000	\$ 250,743		\$ 2,232
4/2/2020	Bank of New England	100	4/3/2023	0.85%	\$ 249,000	\$100	611	\$ 249,000	\$ 251,868	\$ 249,000	\$ 251,547	\$ 174	\$ 2,117
4/2/2020	Discover Bank	100	4/3/2023	1.45%	\$ 248,000	\$100	611	\$ 248,000	\$ 253,486	\$ 248,000	\$ 253,034		\$ 3,596
4/15/2020	Midwest Community Bank	100	4/14/2023	1.20%	\$ 249,000	\$100	622	\$ 249,000	\$ 253,465	\$ 249,000	\$ 253,061	\$ 246	\$ 2,988
4/17/2020	Nicolet National Bank	100	4/17/2023	1.20%	\$ 249,000	\$100	625	\$ 249,000	\$ 253,475	\$ 249,000	\$ 253,069	\$ 246	\$ 2,988

4/24/2020	Synchrony Bank	100	4/24/2023	1.10%	\$ 248,000	\$100	632	\$ 248,000	\$ 252,052	\$ 248,000	\$ 251,656	\$	2,728
5/13/2020	Bank of Wisconsin Dells	100	5/15/2023	0.60%	\$ 249,000	\$100	653	\$ 249,000	\$ 250,825	\$ 249,000	\$ 250,514	\$ 123	\$ 1,494
7/15/2020	Sallie Mae Bank	100	7/17/2023	0.35%	\$ 249,000	\$100	716	\$ 249,000	\$ 249,615	\$ 249,000	\$ 249,279	\$ 432	\$ 872
12/11/2020	New York Community Bank	100	12/11/2023	0.30%	\$ 249,000	\$100	863	\$ 249,000	\$ 249,222	\$ 249,000	\$ 248,432		\$ 747
1/29/2021	Community West Bank NA	100	1/29/2024	0.25%	\$ 249,000	\$100	912	\$ 249,000	\$ 248,838	\$ 249,000	\$ 247,875	\$ 51	\$ 623
2/12/2021	Hanmi Bank	100	2/12/2024	0.20%	\$ 249,000	\$100	926	\$ 249,000	\$ 248,490	\$ 249,000	\$ 247,481	\$ 41	\$ 498
2/11/2021	Industrial & Comrl Bk of China	100	2/12/2024	0.25%	\$ 249,000	\$100	926	\$ 249,000	\$ 248,816	\$ 249,000	\$ 247,795		\$ 623
2/26/2021	BLC Community Bank	100	2/26/2024	0.25%	\$ 249,000	\$100	940	\$ 249,000	\$ 248,791	\$ 249,000	\$ 247,713	\$ 51	\$ 623
3/5/2021	BankUnited Nat'l Assoc.	100	3/5/2024	0.25%	\$ 249,000	\$100	948	\$ 249,000	\$ 248,776	\$ 249,000	\$ 247,665		\$ 623
3/31/2021	American National Bank-Fox Citic	100	3/28/2024	0.30%	\$ 249,000	\$100	971	\$ 249,000	\$ 249,052	\$ 249,000	\$ 247,855		\$ 747
3/29/2021	First Bank of Greenwhich	100	3/28/2024	0.30%	\$ 249,000	\$100	971	\$ 249,000	\$ 249,075	\$ 249,000	\$ 247,852		\$ 747
3/26/2021	Dundee Bank	100	3/29/2024	0.25%	\$ 175,000	\$100	972	\$ 175,000	\$ 174,813	\$ 175,000	\$ 173,959	\$ 36	\$ 438
3/30/2021	Old Missouri Bank	100	3/29/2024	0.25%	\$ 249,000	\$100	972	\$ 249,000	\$ 248,734	\$ 249,000	\$ 247,521	\$ 51	\$ 623
4/16/2021	Leader Bank Nat'l Assoc	100	4/16/2024	0.35%	\$ 249,000	\$100	990	\$ 249,000	\$ 249,393	\$ 249,000	\$ 248,076		\$ 872
4/28/2021	First State Bank B&T	100	4/26/2024	0.25%	\$ 249,000	\$100	1000	\$ 249,000	\$ 248,679	\$ 249,000	\$ 247,339	\$ 51	\$ 623
5/28/2021	Grant County Bank	100	5/28/2024	0.25%	\$ 249,000	\$100	1032	\$ 249,000	\$ 248,617	\$ 249,000	\$ 247,128	\$ 51	\$ 623
6/16/2021	UBS Bank USA	100	6/17/2024	0.35%	\$ 249,000	\$100	1052	\$ 249,000	\$ 249,309	\$ 249,000	\$ 247,703	\$ 72	\$ 872
7/16/2021	BMW Bank North America	100	7/16/2024	0.50%	\$ 249,000	\$100	1081	\$ -	\$ -	\$ 249,000	\$ 248,612		\$ 1,245
7/21/2021	GreenState	100	7/19/2024	0.50%	\$ 249,000	\$100	1084	\$ -	\$ -	\$ 249,000	\$ 248,597		\$ 1,245
Subtotal CD's								\$ 16,278,000	\$ 16,476,858	\$ 16,280,000	\$ 16,441,653	\$ 18,917	\$ 240,736
Bonds & Securities													
6/1/2020	Tulsa Cnty Okla ISD	100	6/1/2023	1.250%	\$ 754,785	\$100	670	\$ 750,000	\$ 763,628	\$ 750,000	\$ 764,040	\$ -	\$ 9,375
6/18/2020	Beaverton, Or Special Revenue	100	6/1/2023	1.080%	\$ 250,000	\$100	670	\$ 250,000	\$ 252,518	\$ 250,000	\$ 252,745	\$ -	\$ 2,718
3/15/2021	Federal Farm Credit	100	3/15/2024	0.370%	\$ 500,000	\$100	958	\$ 500,000	\$ 499,040	\$ 500,000	\$ 500,335	\$ -	\$ 1,850
4/19/2021	Federal Farm Credit	100	4/5/2024	0.330%	\$ 500,000	\$100	979	\$ 500,000	\$ 777,590	\$ 780,000	\$ 780,086	\$ -	\$ 2,574
4/22/2021	FFCB	100	4/22/2024	0.340%	\$ 500,000	\$100	996	\$ 500,000	\$ 498,325	\$ 500,000	\$ 500,105	\$ -	\$ 1,700
6/3/2021	FHLB	100	6/3/2024	0.375%	\$ 500,000	\$100	1038	\$ 500,000	\$ 497,810	\$ 500,000	\$ 499,480	\$ -	\$ 1,875
6/10/2021	FHLB	100	6/10/2024	0.400%	\$ 500,000	\$100	1045	\$ 500,000	\$ 497,665	\$ 500,000	\$ 499,745	\$ -	\$ 2,000
6/24/2021	FHLB	100	6/24/2024	0.330%	\$ 500,000	\$100	1059	\$ 500,000	\$ 498,150	\$ 500,000	\$ 499,190	\$ -	\$ 1,650
6/28/2021	FHLB	100	6/28/2024	0.330%	\$ 500,000	\$100	1063	\$ 500,000	\$ 498,115	\$ 500,000	\$ 500,000	\$ -	\$ 1,650
Subtotal Bonds								\$ 4,500,000	# \$ 4,782,840	\$ 4,780,000	\$ 4,795,726	\$ -	\$ 25,392
Texpool		100		0.02%	n/a	\$100	\$1	\$ 114,951	\$ 114,951	\$ 114,953	\$ 114,953	\$ 2	\$ 150
Texas Class		100		0.06%	n/a	\$100	\$1	\$ 3,712,141	\$ 3,712,141	\$ 3,712,335	\$ 3,712,335	\$ 194	\$ 5,000
Subtotal Pools								\$ 3,827,093	\$ 3,827,093	\$ 3,827,288	\$ 3,827,288	\$ 196	\$ 5,150
Totals								\$ 64,190,308	\$ 64,672,006	\$ 58,533,878	\$ 58,711,257	\$ 25,378	\$ 321,277